

NEPAL LIFE CAPITAL

WEEKLY

MARKET UPDATE

Week: (20/10/2024 to 25/10/2024)



Contents

Market Movement	1
Daily Turnover	2
Sub-Indices Performance	2
Daily Sector Movement	3
Investors Choice	4
Gainers and Losers	5
Technical Overview	7
Major Rates and Ratios	9
Upcoming Events	9

Market Movement

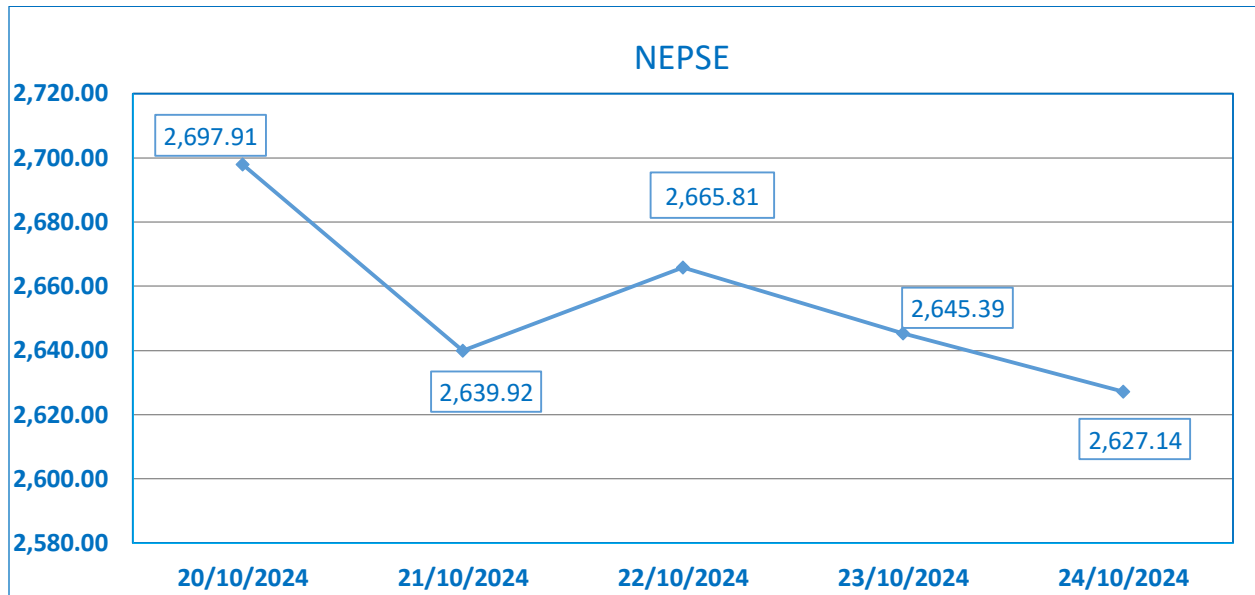


Figure 1 Market Movement for NEPSE index.

For the week of 20th October to 24th October, the NEPSE index dropped by -118.22 points (-4.31%) to close at 2627.14. whereas the average turnover has increased to 5.990 arba (12.91%) more than the previous week.

Daily Turnover

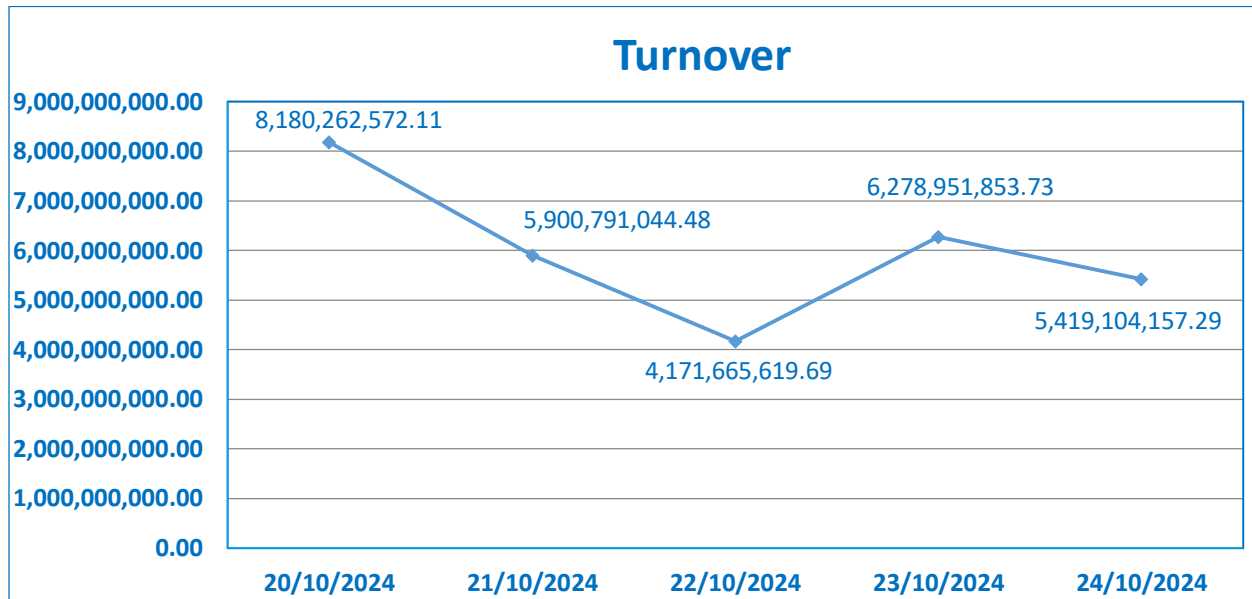


Figure 2 Turnover for NEPSE index.

Sub-Indices Performance

Indices	17th October	24th October	Return
Mutual Fund	21.28	21.12	-0.75%
Trading	3,652.20	3,545.65	-2.92%
Hydropower	3,310.68	3,212.92	-2.95%
Finance	3,437.19	3,330.78	-3.10%
Manufacturing & Processing	7,201.85	6,968.85	-3.24%
Non-Life Insurance	13,197.18	12,712.23	-3.67%
Microfinance	5,072.62	4,876.78	-3.86%
Others	2122.48	2038.79	-3.94%
Development Bank	5,410.55	5,177.88	-4.30%
Investment	109.71	104.53	-4.72%
Hotels and Tourism	6671.68	6338.09	-5.00%
Life Insurance	13,370.81	12,679.06	-5.17%
Banking	1,608.24	1,523.46	-5.27%

This week:

The weekly return for this week has been listed in the table above.

Daily Sector Movement

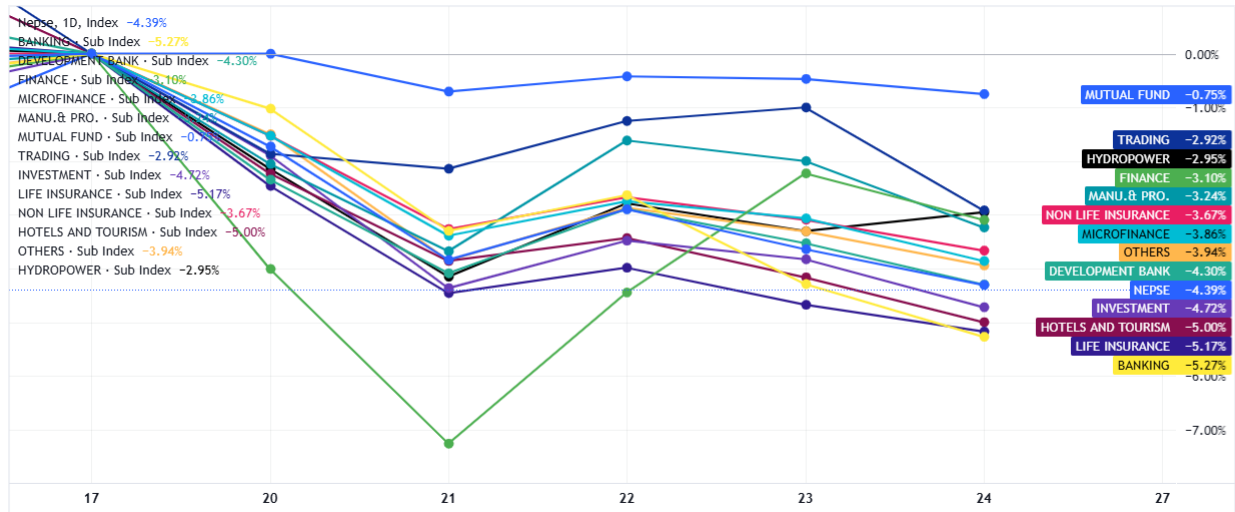


Figure 3 Daily sector movement relative to NEPSE index.

*Each dot represents the index closing point for each day of the week.

Investors Choice

In this section the stocks with the highest weekly trading volume have been showcased

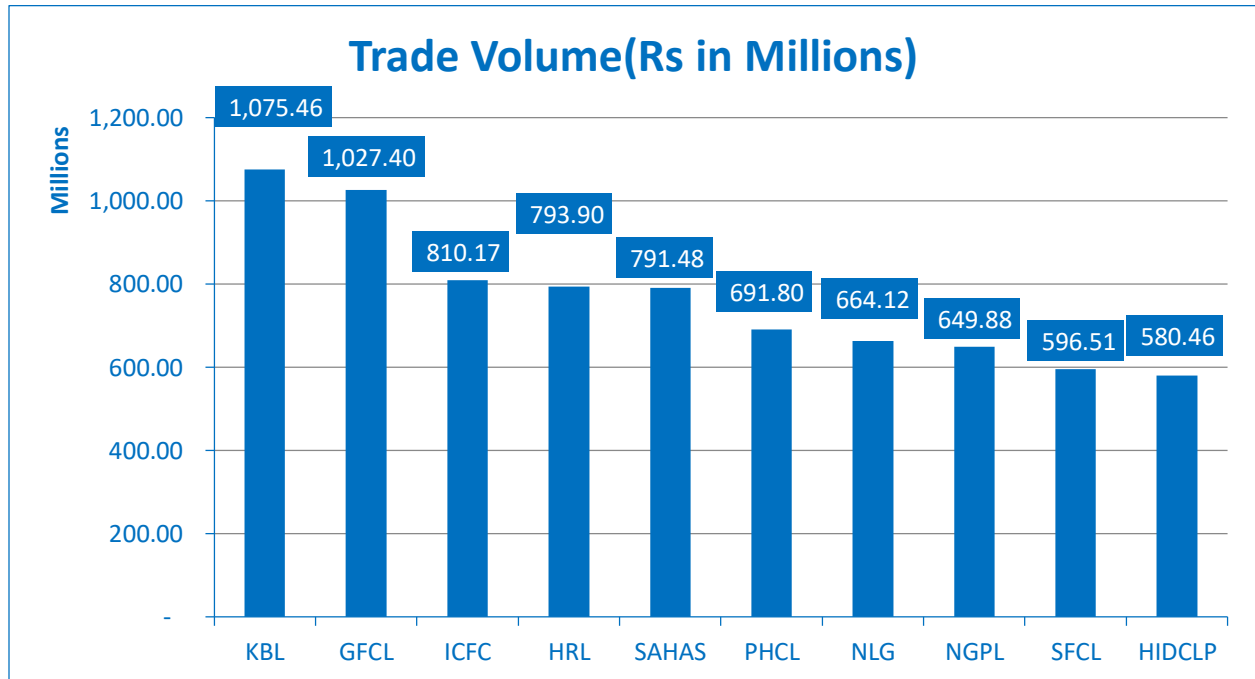
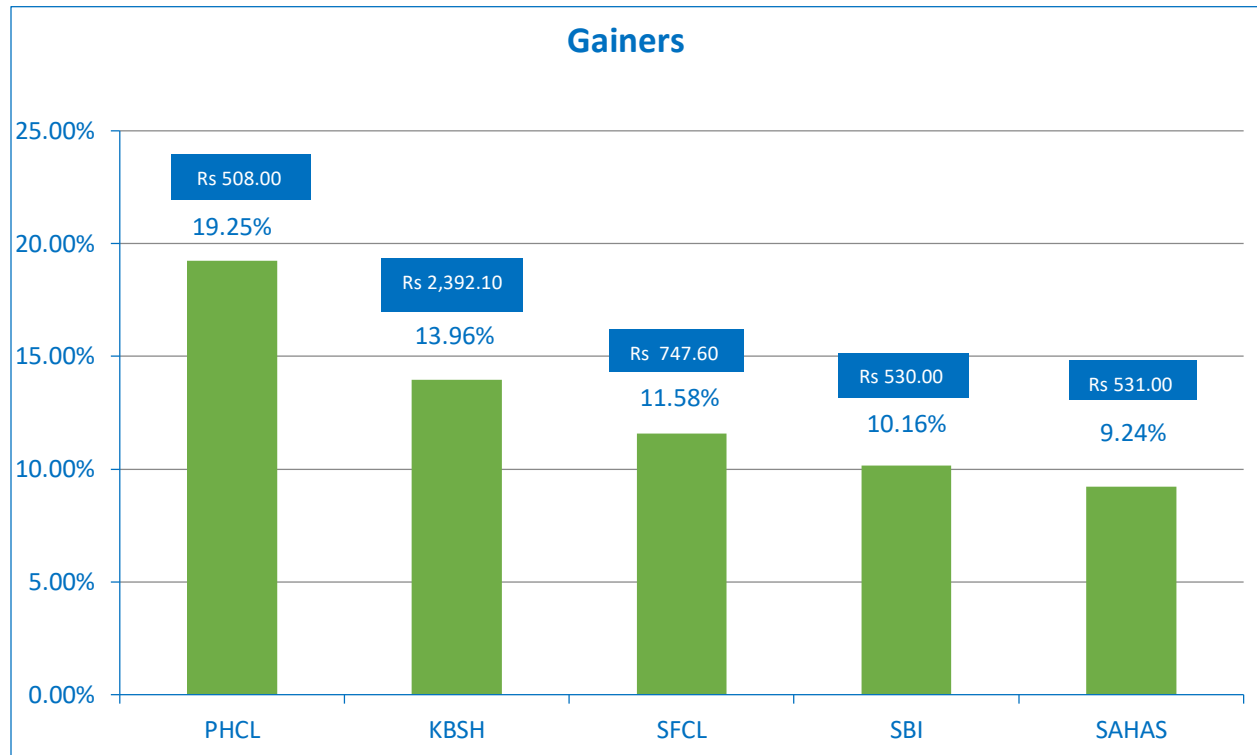


Figure 4 Top 10 Trade volume for the week.

Gainers and Losers



Top 5 Gainers and losers for the week

Losers



Technical Overview

This week's momentum was not rewarding for the investors' as heavy selling pressure was observed throughout the week. The fall/ rejection has also been supported by a larger volume. Which could be an indication of the fall now taking over as the index has now been rejected after a short swing. The market's confidence also seems to be troubled by the political instability around the market. The market is expected to bounce back from our previous demand zones. The rise in volume this week, however, indicates the slim chances of that happening any time soon. The market remaining sideways rather than trending could be great for us, as momentum may rise anytime the political environment also clears out.

Weekly analysis



Figure 5 Weekly Time Frame Candlestick Pattern

Daily analysis



On daily graph,

The doji at the end of last week turned out to be a great indication of the selling pressure. The market has been on an uptrend has been halted as the index had a larger selling pressure throughout the week. The potential test of the 2600s seems to be in action as we head towards our support area. above our recent low, should be considered a safer and healthy path for the market.

Here are some of the zones to watch to determine the direction of the market.

Support	Resistance
Support 1: 2620	Resistance 1: 2690
Support 2: 2540	Resistance 2: 2780
Support 3: 2500	Resistance 3: 2880

Major Rates and Ratios

Description	As on	Rate/Ratio
CD Ratio	October 22, 2024	78.05
Weighted Average Interbank Interest Rate LCY	October 22, 2024	2.97%
Weighted Average 28 days T-bill rate	October 22, 2024	2.4904%
Weighted Average 91 days T-bill rate	October 22, 2024	2.7991%
Weighted Average 182 days T-bill rate	October 22, 2024	2.9497%
Weighted Average 364 days T-bill rate	October 22, 2024	2.9976%

Average FD Rate for the month of Kartik 2080	
Institutional	Individual
4.94%	6.21%

Upcoming Events

Date	Event
27/10/2024	30th AGM of Maruti Cements Limited.
	19th AGM of Ru Ru Jalbidhyut Pariyojana Limited.
	21st AGM of Api Power Company Limited.
28/10/2024	Book Closure Date for SGM of CEDB Hydropower Development Company Limited
	Opening Day of 3,50,904.25 units FPO shares of Samata Gharelu Laghubitta Bittiya Sanstha Limited to the general public.
	Book Closure Date for 27th AGM of Medicare Hospital Limited.
	17th AGM of Ankhukhola Hydropower Company Limited.
	31st AGM of Unilever Nepal Limited.
	18th AGM of Citizens Bank International Limited.
	AGM of L.C. Energy Limited
29/10/2024	1st AGM of Union Urja Developers Limited
	1st AGM of S.N. Energy Limited
	5th AGM of Machhapuchhre Capital Limited.
	2nd AGM of Sanima Securities Limited.

	Closing Day of auction of Support Laghubitta Bittiya Sanstha Limited for 5,000 units promoter shares.
30/10/2024	Closing day of Auction of 3,34,500 units of Promoter shares of Jeevan Bikas Laghubitta Bittiya Sanstha Limited.
	17th AGM of Linch Stock Market Limited.
	6th AGM of Nepal Payment Solution Limited.
	6th AGM of Solar Farm Limited.
	27th AGM of Best Finance Company Limited.
	1st AGM of Sanima Limited.
	27th AGM of Arun Valley Hydropower Development Company Limited.
31/10/2024	No event!
1/11/2024	No event!
2/11/2024	No event!

..... End.....

***Disclaimer:** The information on this document is provided for information purpose only. It does not constitute any offer, recommendation or solicitation to any person to enter into any transaction or adopt any hedging, trading or investment strategy, nor does it constitute any prediction of likely future movement in rates or prices or any representation that any such future movements will not exceed those shown in any illustration. Users of this document should seek advice regarding the appropriateness of investing in any securities, financial instruments or investment strategies referred to on this document and should understand that statements regarding future prospects may not be realized. Opinion, Projections and estimates are subject to change without notice. Nepal Life Capital Limited will not be liable for any losses arising out of this document.*