

NEPAL LIFE CAPITAL

WEEKLY

MARKET UPDATE

Week: (17/11/2024 to 22/11/2024)



Contents

Market Movement	1
Daily Turnover	2
Sub-Indices Performance	2
Daily Sector Movement	3
Investors Choice	4
Gainers and Losers	5
Technical Overview	7
Major Rates and Ratios	8
Upcoming Events	8

Market Movement

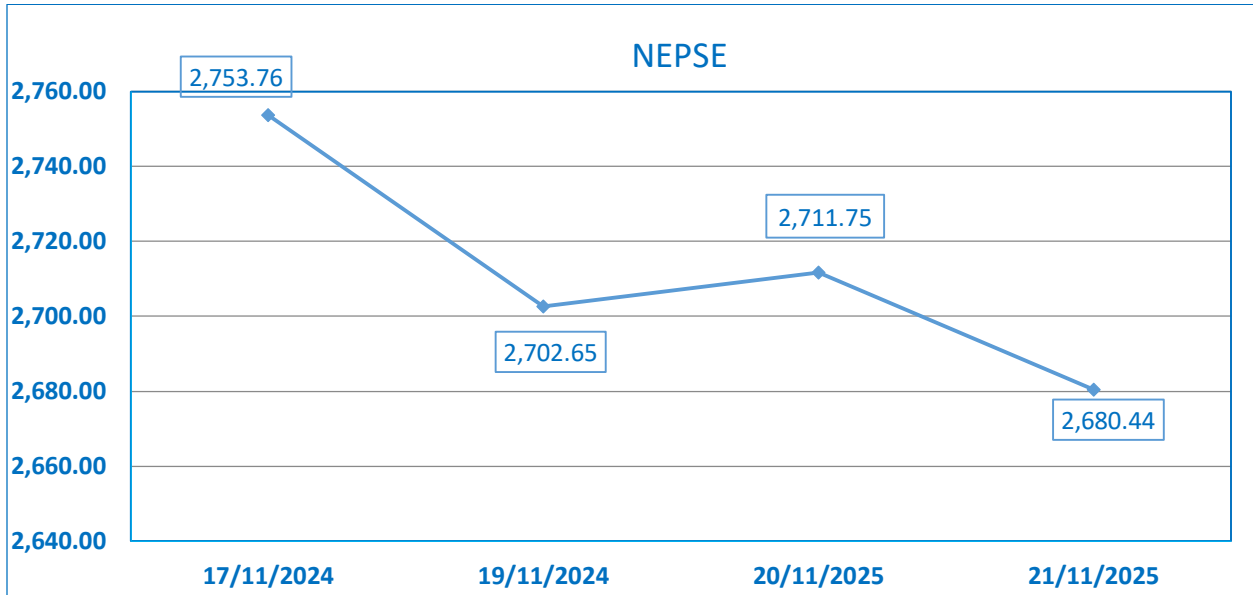


Figure 1 Market Movement for NEPSE index.

For the week of 17th November to 21st November, the NEPSE traded with an average volume of 9.386 arba. while the index was on a downfall of 68.34 points (-2.49%) closing at 2,680.44.

Daily Turnover

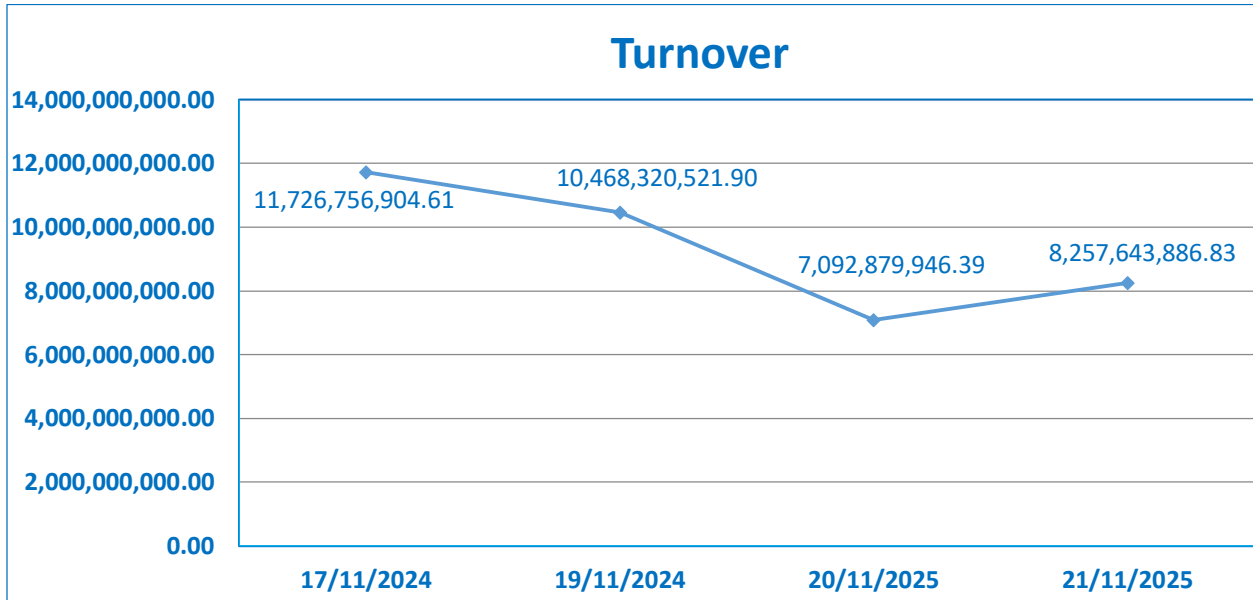


Figure 2 Turnover for NEPSE index.

Sub-Indices Performance

Indices	15th November	22nd November	Return
Mutual Fund	21.84	21.91	0.32%
Development Bank	5,610.47	5,618.19	0.14%
Microfinance	5,183.66	5,139.58	-0.85%
Hydropower	3,574.02	3,506.50	-1.89%
Hotels and Tourism	6918.90	6759.49	-2.30%
Investment	107.19	104.54	-2.47%
Banking	1,527.65	1,489.63	-2.49%
Trading	3,592.69	3,496.37	-2.68%
Others	2089.51	2022.62	-3.20%
Life Insurance	13,483.15	13,044.34	-3.25%
Non-Life Insurance	13,356.40	12,860.02	-3.72%
Manufacturing & Processing	7,030.71	6,741.26	-4.12%
Finance	3,761.77	3,569.43	-5.11%

This week:

The weekly return for this week has been listed in the table above.

Daily Sector Movement

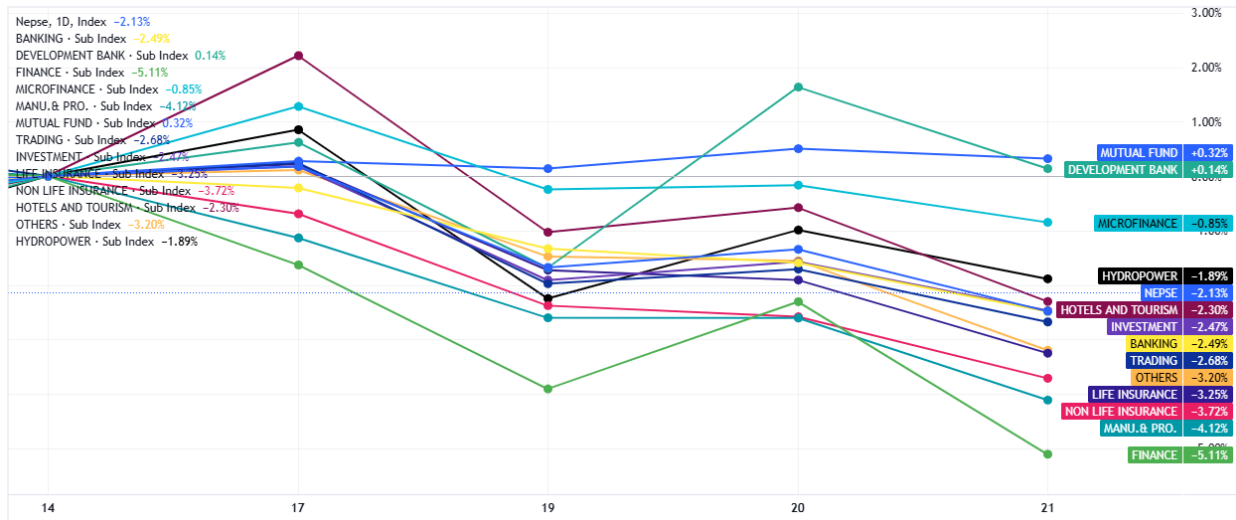


Figure 3 Daily sector movement relative to NEPSE index.

*Each dot represents the index closing point for each day of the week.

Investors Choice

In this section the stocks with the highest weekly trading volume have been showcased

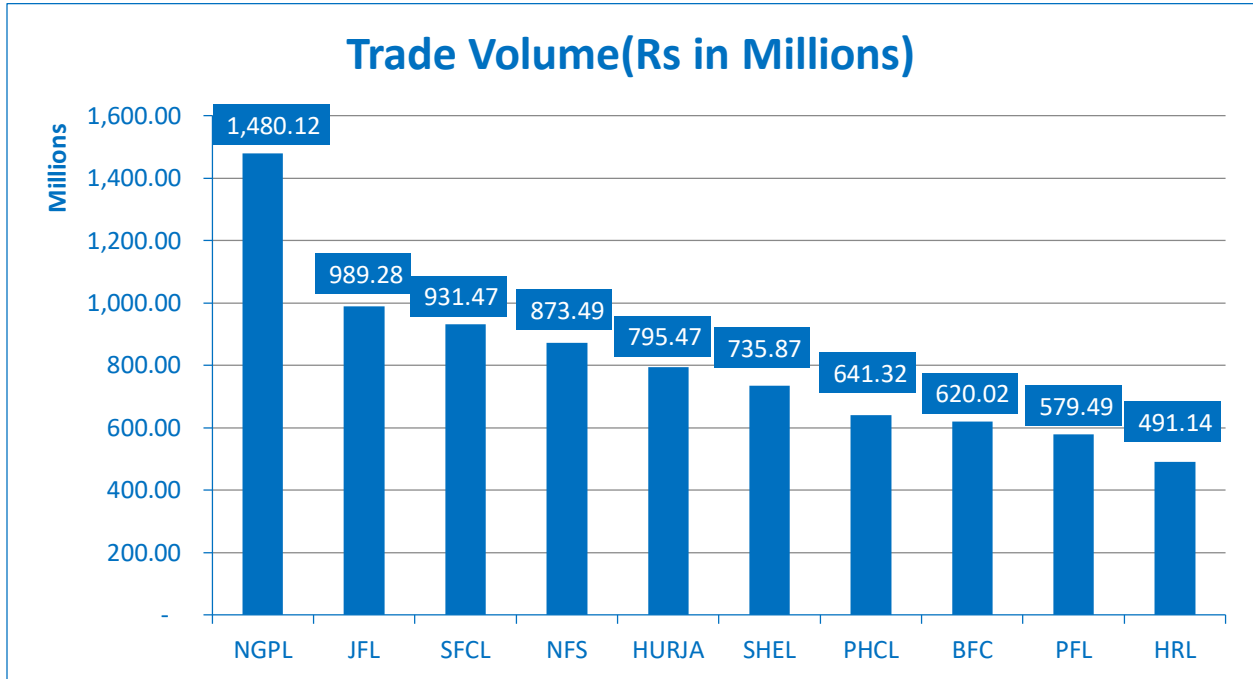
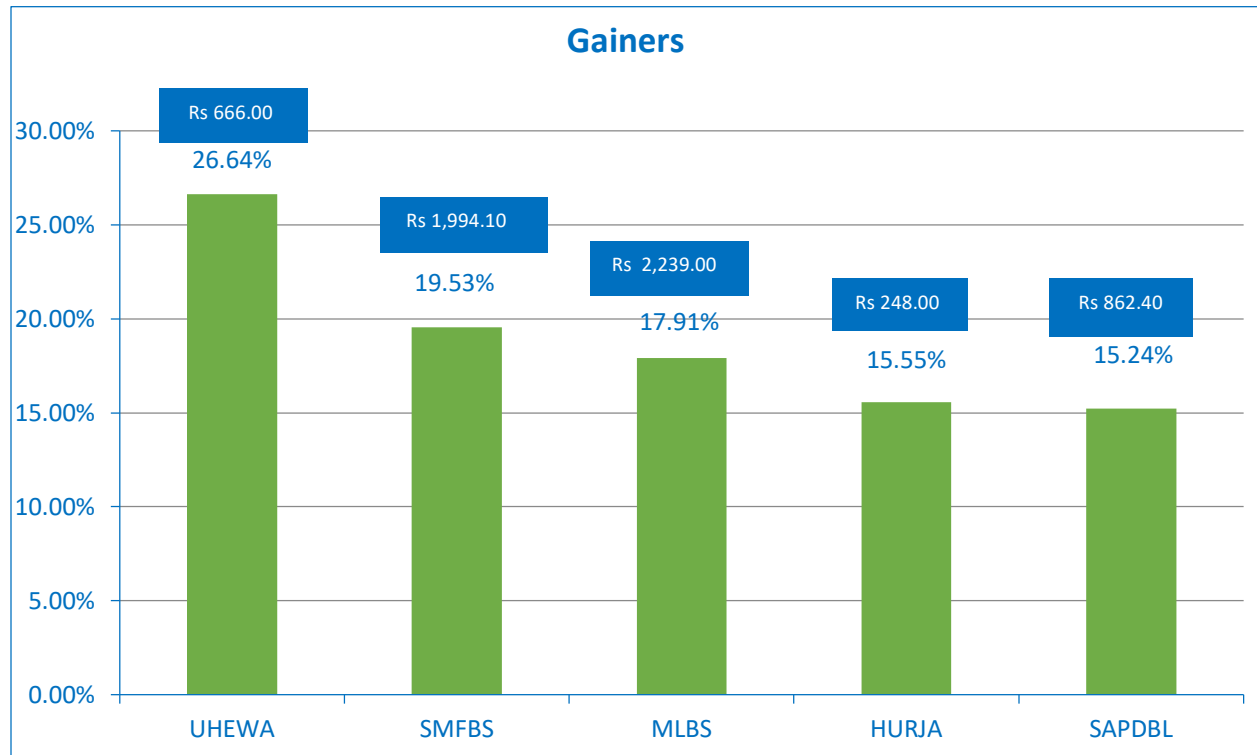


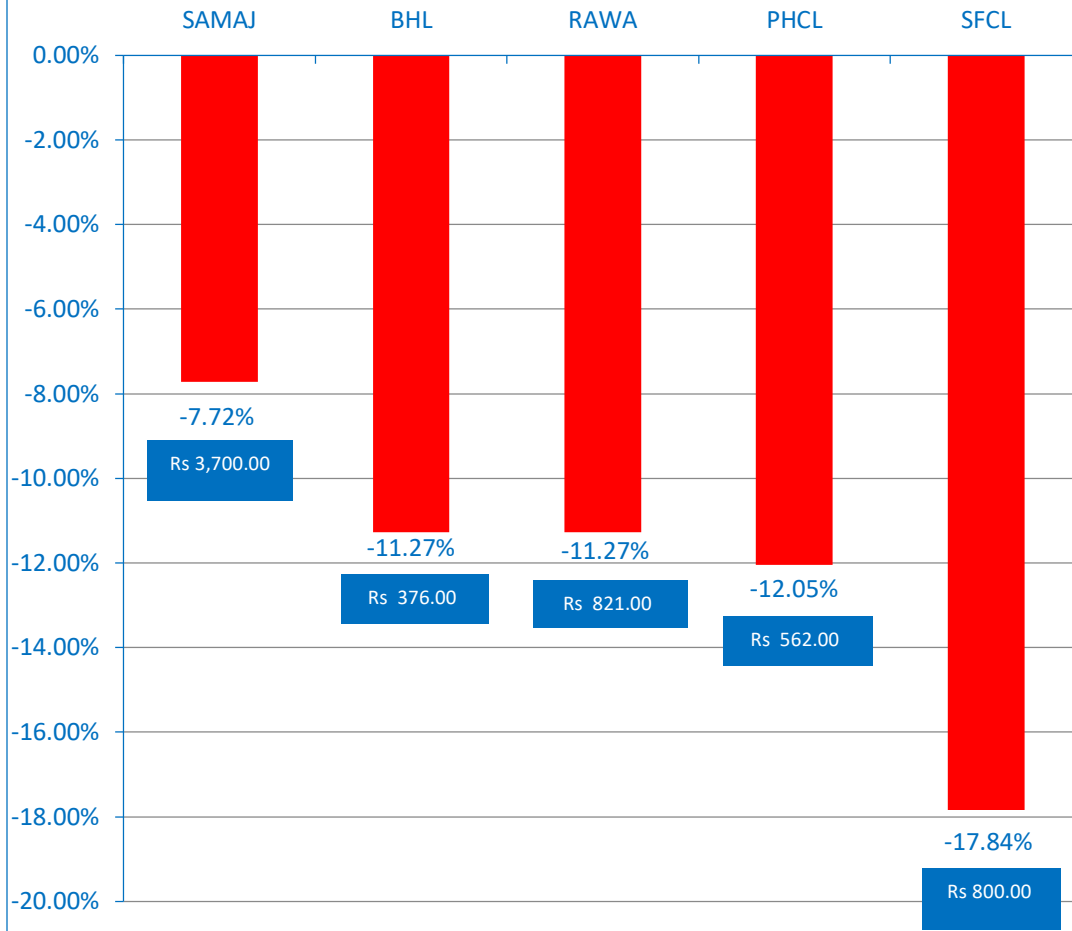
Figure 4 Top 10 Trade volume for the week.

Gainers and Losers



Top 5 Gainers and losers for the week

Losers



Technical Overview

Yet again the market is getting rejected. The market hasn't been able to trend. The volume has been constant, but the price movement still doesn't suggest the market to have any confirmation. The market is still at a higher region above the 2700s that has been carried out from the past therefore, until we have a new low, the market is still bullish on a longer time frame. The recent price movement still indicates the accumulation is not complete.

Weekly analysis



Figure 5 Weekly Time Frame Candlestick Pattern

Daily analysis



On daily graph,

An equal high has been created from this week's price movement. The index hasn't been able to breach the 2800 which has been acting as a strong resistance for a couple of weeks. The rejection from the resistance area has resulted in huge selling pressure once again. Likewise, we do have support in the lower region. These support areas shall help the index to sustain and support more accumulation for the longer run.

Here are some of the zones to watch to determine the direction of the market.

Support	Resistance
Support 1: 2620	Resistance 1: 2780
Support 2: 2540	Resistance 2: 2880
Support 3: 2500	Resistance 3: 3060

Major Rates and Ratios

Description	As on	Rate/Ratio
CD Ratio	November 15, 2024	78.28
Weighted Average Interbank Interest Rate LCY	November 15, 2024	2.99%
Weighted Average 28 days T-bill rate	November 19, 2024	2.7109%
Weighted Average 91 days T-bill rate	November 19, 2024	2.8605%
Weighted Average 182 days T-bill rate	November 19, 2024	2.8856%
Weighted Average 364 days T-bill rate	October 29, 2024	2.9780%

Average FD Rate for the month of Kartik 2080	
Institutional	Individual
4.64%	5.97%

Upcoming Events

Date	Event
24/11/2024	Book Closure Date for 17th AGM of Prime Commercial Bank Limited.
	Book Closure Date for 18th AGM of Global IME Bank Limited.

	8th AGM of Care Ratings Nepal Limited.
25/11/2024	Closing Day of auction of Nepal Infrastructure Bank Limited for 9,65,000 units promoter shares.
	Closing Day of auction of SuryaJyoti Life Insurance Company Limited for 8,93,825 units promoter shares.
	Closing Day of auction of Suryodaya Womi Laghubitta Bittiya Sanstha Limited for 51,805 units promoter shares.
	Closing Day of auction of Citizen Investment Trust for 50,000 units promoter shares.
	Book Closure Date for 40th AGM of Nabil Bank Limited.
	4th AGM of Nepal Republic Media Limited.
	4th AGM of Business Interest Group of Industries Limited.
26/11/2024	Opening Day of ratio 10:6.256 Right Share of NLG Insurance Company Limited.
	4th AGM of White Lotus Power Limited
27/11/2024	Book Closure Date for 2nd AGM of National Fund Management Limited.
	Book Closure Date for 38th AGM of Standard Chartered Bank Nepal Limited.
	Opening Day of ratio 1:0.8845168 Right Share of Life Insurance Corporation Nepal Limited.
	15th AGM of Trade Tower Limited.
	Closing day of Auction of 34,820.65 units of Promoter shares of Forward Microfinance Laghubitta Bittiya Sanstha Limited.
28/11/2024	Book Closure Date for 50th AGM of Soaltee Hotel Limited.
29/11/2024	Book Closure Date for 12th AGM of Forward Microfinance Laghubitta Bittiya Sanstha Limited.
	6th AGM of Budhanilkantha Heritage Hotel Limited.
	6th AGM of Ganesh Himal Hydropower Limited
	3rd AGM of Akama Hotel Limited.
	8th AGM of Kriti Venture Fund Limited.
30/11/2024	No Event!

..... End.....

Disclaimer: *The information on this document is provided for information purpose only. It does not constitute any offer, recommendation or solicitation to any person to enter into any transaction or adopt any hedging, trading or investment strategy, nor does it constitute any prediction of likely future movement in rates or prices or any representation that any such future movements will not exceed those shown in any illustration. Users of this document should seek advice regarding the appropriateness of investing in any securities, financial instruments or investment strategies referred to on this document and should understand that statements regarding future prospects may not be realized. Opinion, Projections and estimates are subject to change without notice. Nepal Life Capital Limited will not be liable for any losses arising out of this document.*