

NEPAL LIFE CAPITAL

WEEKLY

MARKET UPDATE

Week: (24/11/2024 to 29/11/2024)



Contents

Market Movement	1
Daily Turnover	2
Sub-Indices Performance	2
Daily Sector Movement	3
Investors Choice	4
Gainers and Losers	5
Technical Overview	7
Major Rates and Ratios	8
Upcoming Events	9

Market Movement

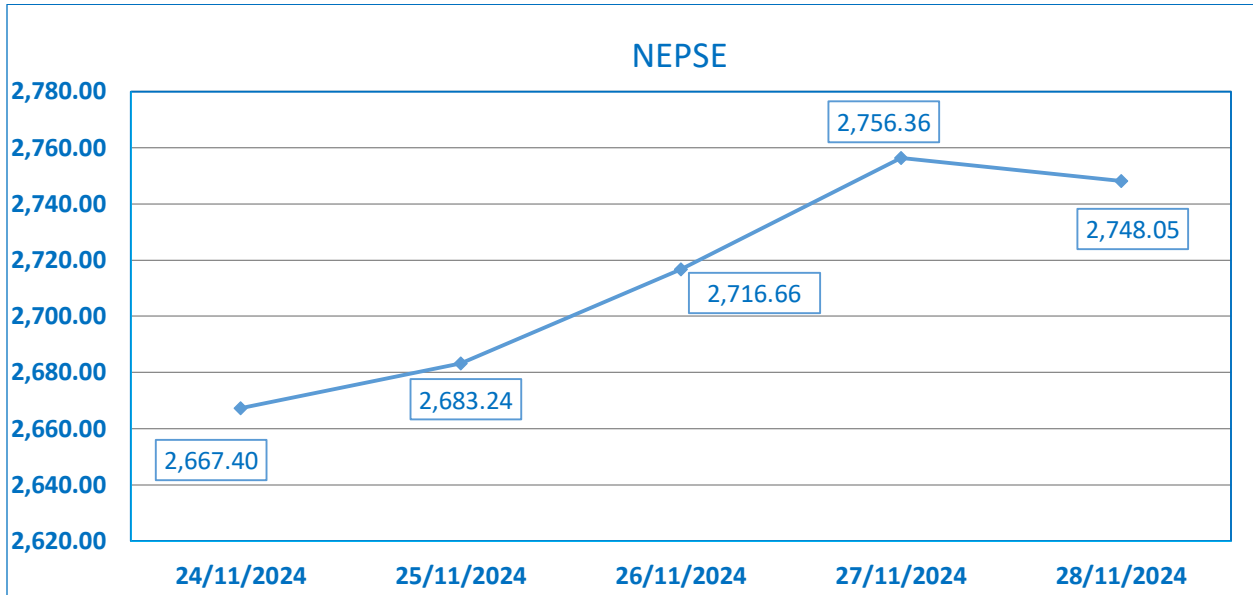


Figure 1 Market Movement for NEPSE index.

For the week of 24th November to 28th November, the NEPSE traded with an average volume of 8.876 arba. while the index successfully rallied 67.61 points (2.52%) closing at 2,748.05.

Daily Turnover

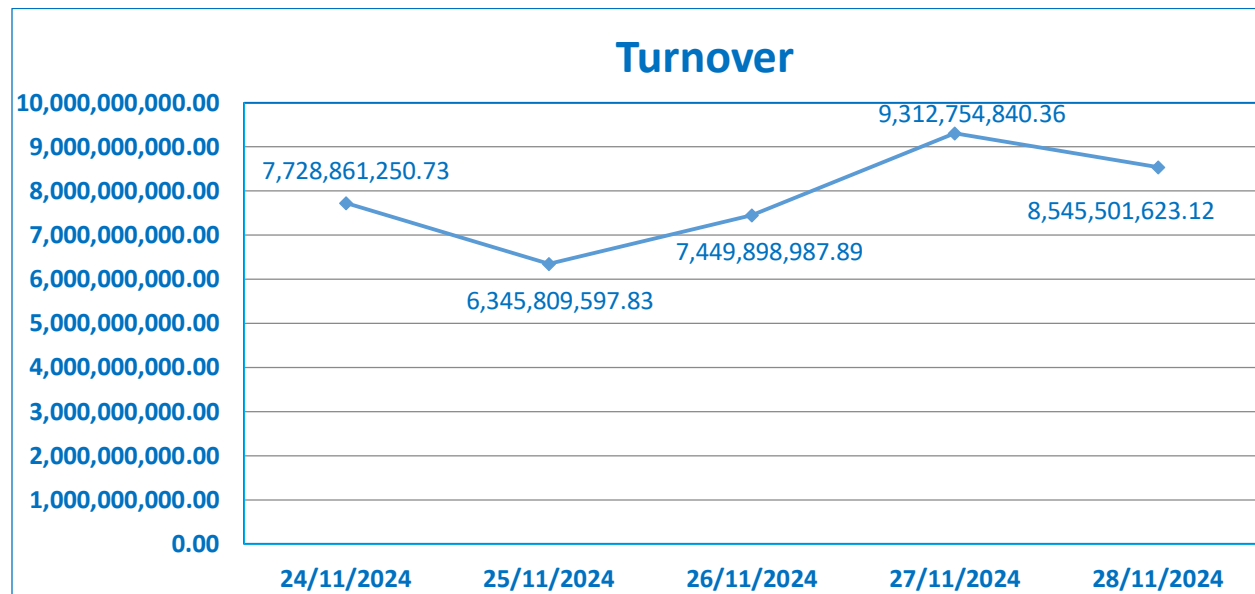


Figure 2 Turnover for NEPSE index.

Sub-Indices Performance

Indices	22nd November	29th November	Return
Trading	3,496.37	4,229.19	20.96%
Development Bank	5,618.19	5,861.12	4.32%
Life Insurance	13,044.34	13,567.88	4.01%
Non-Life Insurance	12,860.02	13,191.17	2.58%
Investment	104.54	106.85	2.21%
Hydropower	3,506.50	3,579.03	2.07%
Hotels and Tourism	6759.49	6896.54	2.03%
Finance	3,569.43	3,638.25	1.93%
Others	2022.62	2058.43	1.77%
Manufacturing & Processing	6,741.26	6,828.56	1.30%
Microfinance	5,139.58	5,161.85	0.43%
Banking	1,489.63	1,492.68	0.20%
Mutual Fund	21.91	21.86	-0.23%

This week:

The weekly return for this week has been listed in the table above.

Daily Sector Movement

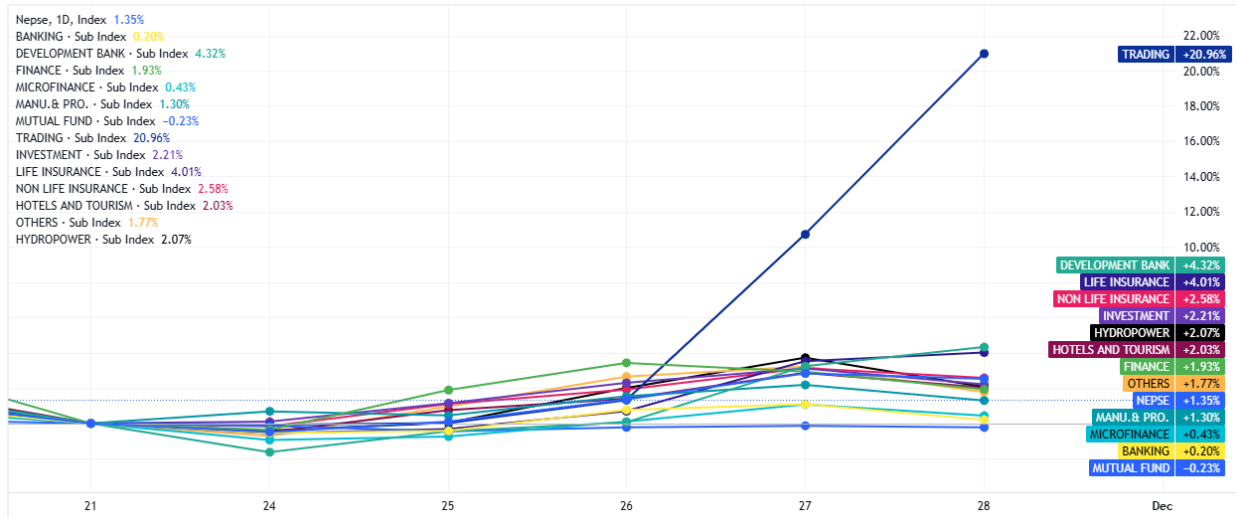


Figure 3 Daily sector movement relative to NEPSE index.

*Each dot represents the index closing point for each day of the week.

Investors Choice

In this section the stocks with the highest weekly trading volume have been showcased

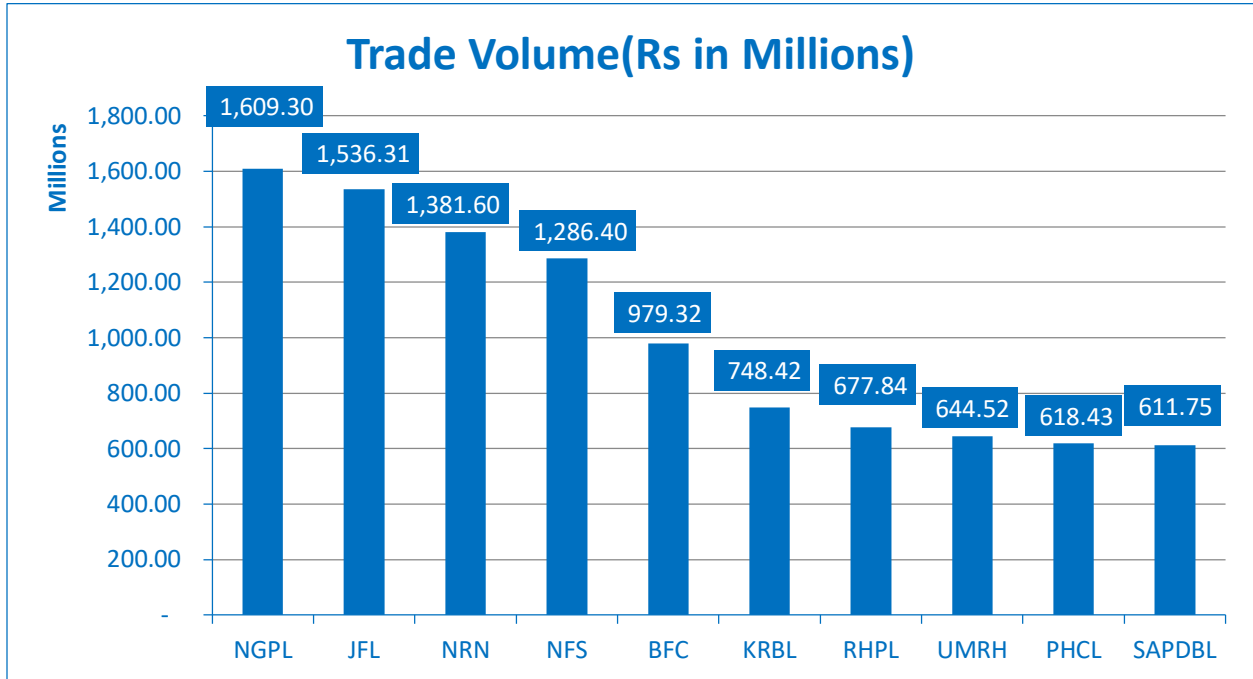
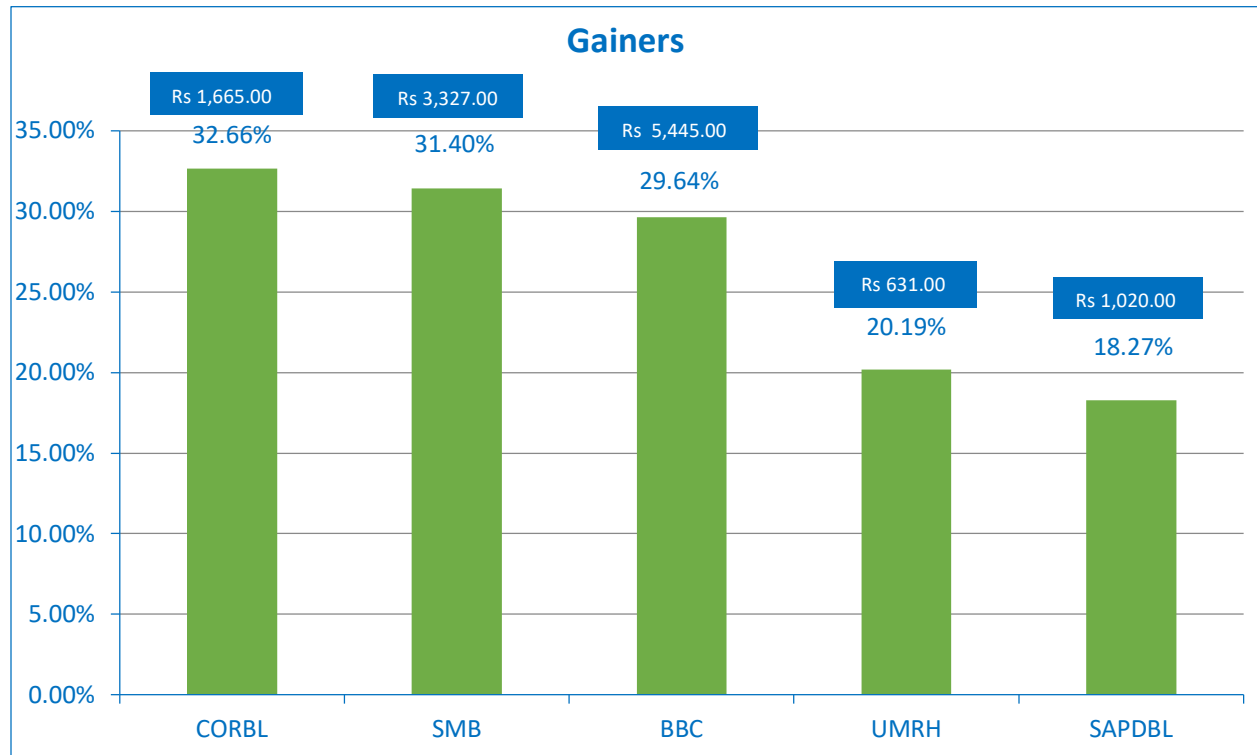


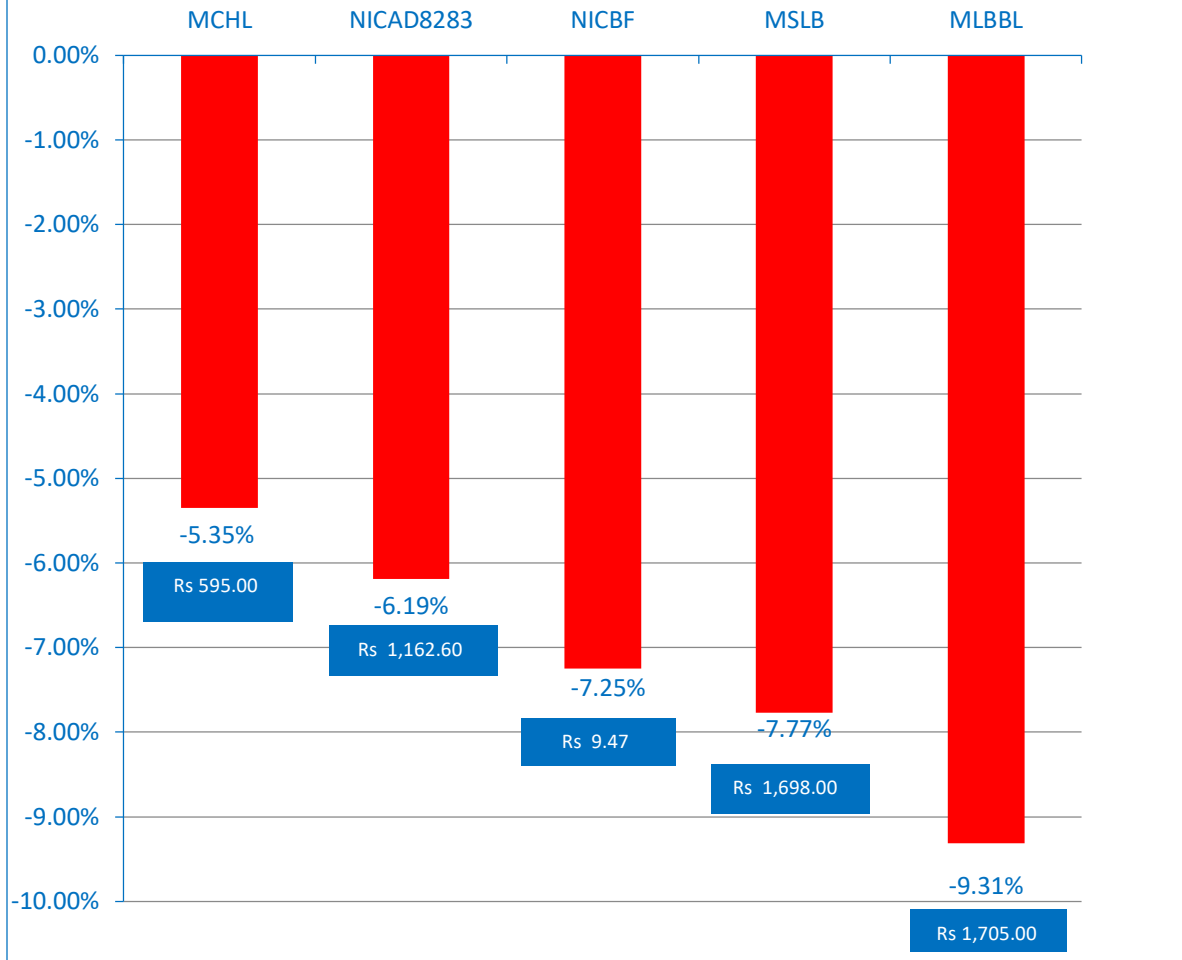
Figure 4 Top 10 Trade volume for the week.

Gainers and Losers



Top 5 Gainers and losers for the week

Losers



Technical Overview

The market has been in the zone for weeks, ranging between the minor resistance to minor support. Looking at the technical indicators on the chart, these price movements have not been able to breach the resistance for a very long time. With time being the ultimate factor for any investment. The market hasn't really shown pure strength.

Using the super trend, with a factor of 2. The market's major resistance stands at 2800s. denoted by the red line above the price. If the market does get rejected by the level followed by a huge selling. It is a sell signal, where the market could possibly head towards the 2450s. Furthermore, looking at the A/D indicator, which factors the volume data as information. Here also the volume isn't observed to be supporting the accumulation. If the market doesn't pick up its pace and breach the major resistance with high volume. The market will turn to the downside. The MACD is still indicating the bearish short-term correction, which had triggered by the fall from our recent high.

Weekly analysis



Figure 5 Weekly Time Frame Candlestick Pattern

Daily analysis



On daily graph,

An equal high has been created from this week's price movement. The index hasn't been able to breach the 2800 which has been acting as a strong resistance for a couple of weeks. The rejection from the resistance area has resulted in huge selling pressure once again. Likewise, we do have support in the lower region. These support areas shall help the index to sustain and support more accumulation for the longer run.

Here are some of the zones to watch to determine the direction of the market.

Support	Resistance
Support 1: 2620	Resistance 1: 2780
Support 2: 2540	Resistance 2: 2880
Support 3: 2500	Resistance 3: 3060

Major Rates and Ratios

Description	As on	Rate/Ratio
CD Ratio	November 25, 2024	78.58
Weighted Average Interbank Interest Rate LCY	November 25, 2024	3.00%
Weighted Average 28 days T-bill rate	November 19, 2024	2.7109%

Weighted Average 91 days T-bill rate	November 19, 2024	2.8605%
Weighted Average 182 days T-bill rate	November 19, 2024	2.8856%
Weighted Average 364 days T-bill rate	October 29, 2024	2.9780%

Average FD Rate for the month of Magsir 2080	
Institutional	Individual
4.64%	5.97%

Upcoming Events

Date	Event
01/12/2024	Opening Day of ratio 1:0.50 Right Share of Liberty Energy Company Limited.
	Book Closure Date for 13th AGM of Himalayan Laghubitta Bittiya Sanstha Limited.
	14th AGM of LS Capital Limited.
	Bid Opening day of Auction of 34,820.65 units of Promoter shares of Forward Microfinance Laghubitta Bittiya Sanstha Limited.
02/12/2024	Book Closure Date for 10th AGM of Super Mai Hydropower Limited.
03/12/2024	Book Closure Date for 1:1 ratio right share of Ngadi Group Power Limited.
	Book Closure Date for 11th AGM of National Microfinance Laghubitta Bittiya Sanstha Limited.
04/12/2024	Opening Day of 18,45,000 units of Guardian Micro Life Insurance Limited to the Foreign Nepalese Immigrants.
	Book Closure Date for 6th AGM of Asian Hydropower Limited.
	Book Closure Date for 6th AGM of Samling Power Company Limited.
	SGM of Unitech Hydropower Limited.
	Book Closure Date for 27th and 28th AGM of National Hydro Power Company Limited.
05/12/2024	17th AGM of Prime Commercial Bank Limited.
	13th AGM of Himalayan Laghubitta Bittiya Sanstha Limited.
	Book Closure Date for 10th and 11th AGM of Chhyangdi Hydropower Limited.
	40th AGM of Nabil Bank Limited.
06/12/2024	18th AGM of Global IME Bank Limited.
	Book Closure Date for 12th AGM of NRN Infrastructure and Development Limited.
	2nd AGM of Emerging Venture Limited.
	8th AGM of Hotel Alice the Wonder Inn Limited.
	Book Closure Date for 15th AGM of Chandragiri Hills Limited.
07/12/2024	Book Closure Date for 6th AGM of Nepal Infrastructure Bank Limited.
	No Event!

..... End.....

Disclaimer: *The information on this document is provided for information purpose only. It does not constitute any offer, recommendation or solicitation to any person to enter into any transaction or adopt any hedging, trading or investment strategy, nor does it constitute any prediction of likely future movement in rates or prices or any representation that any such future movements will not exceed those shown in any illustration. Users of this document should seek advice regarding the appropriateness of investing in any securities, financial instruments or investment strategies referred to on this document and should understand that statements regarding future prospects may not be realized. Opinion, Projections and estimates are subject to change without notice. Nepal Life Capital Limited will not be liable for any losses arising out of this document.*