

NEPAL LIFE CAPITAL

WEEKLY

MARKET UPDATE

Week: (2026-4-12 to 2026-4-17)



Contents

Market Movement	1
Daily Turnover	2
Sub-Indices Performance	2
Daily Sector Movement	3
Investors Choice	4
Gainers and Losers	5
Technical Overview	7
Major Rates and Ratios	8
Upcoming Events	8

Market Movement

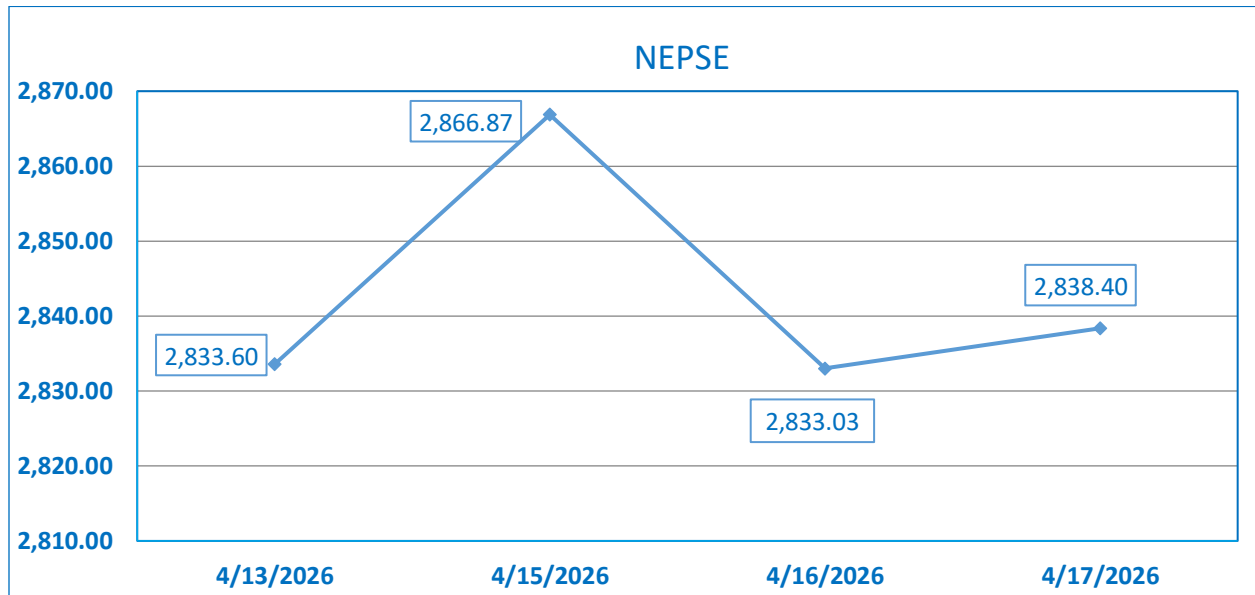


Figure 1: Market Movement for NEPSE index.

For the week of 5th April to 17th April, the NEPSE index traded with an average volume of 8,994 Arba to close at 2,838.40.

Daily Turnover

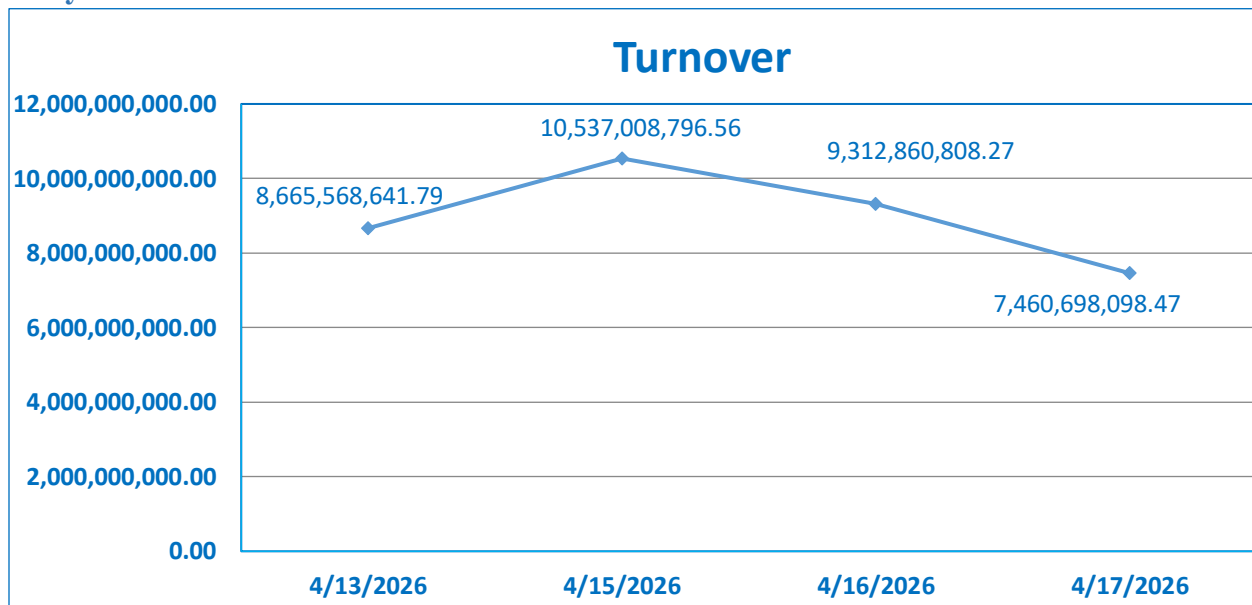


Figure 2: Turnover for NEPSE index.

The turnover for the current week has been displayed above.

Sub-Indices Performance

Indices	10th April	17th April	Return
Hotels and Tourism	7872.88	8276.85	5.13%
Hydropower	4,016.17	4,094.65	1.95%
Trading	3,800.37	3,843.03	1.12%
Mutual Fund	21.87	22.01	0.64%
Manufacturing & Processing	11,642.37	11,685.31	0.37%
Banking	1,475.94	1,471.96	-0.27%
Investment	106.63	106.25	-0.36%
Development Bank	6,033.17	5,998.07	-0.58%
Microfinance	4,966.96	4,925.53	-0.83%
Non-Life Insurance	11,194.27	11,086.70	-0.96%
Life Insurance	12,899.98	12,773.56	-0.98%
Finance	2,486.22	2,451.33	-1.40%
Others	2147.24	2086.23	-2.84%

Figure 3: Weekly Returns of Sub-indices.

Daily Sector Movement

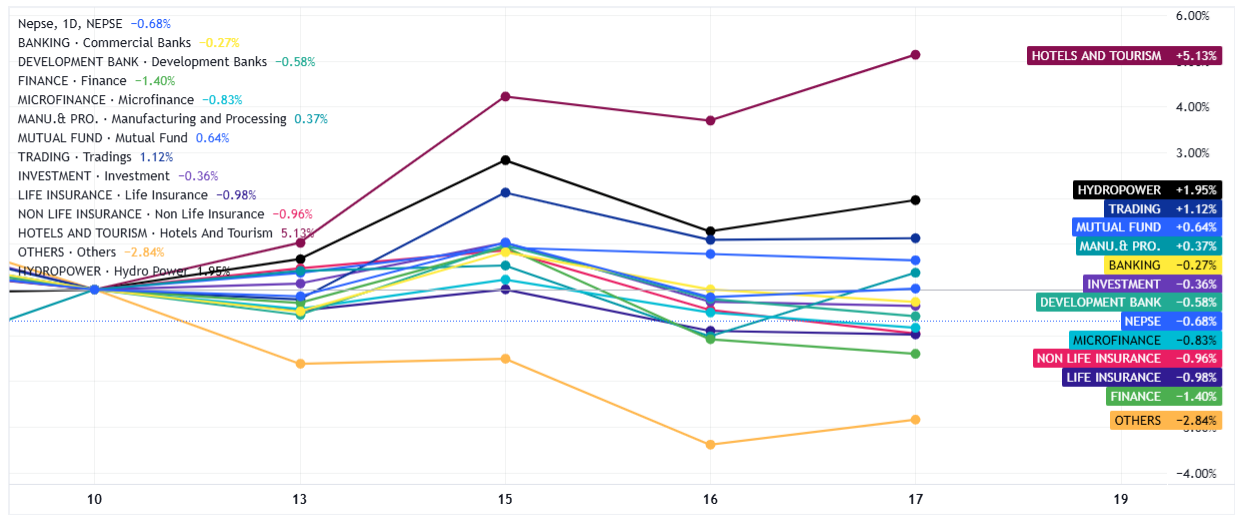


Figure 4: Daily sector movement relative to NEPSE index.

*Each dot represents the index closing point for each day of the week.

Investors Choice

In this section the stocks with the highest weekly trading volume have been showcased.

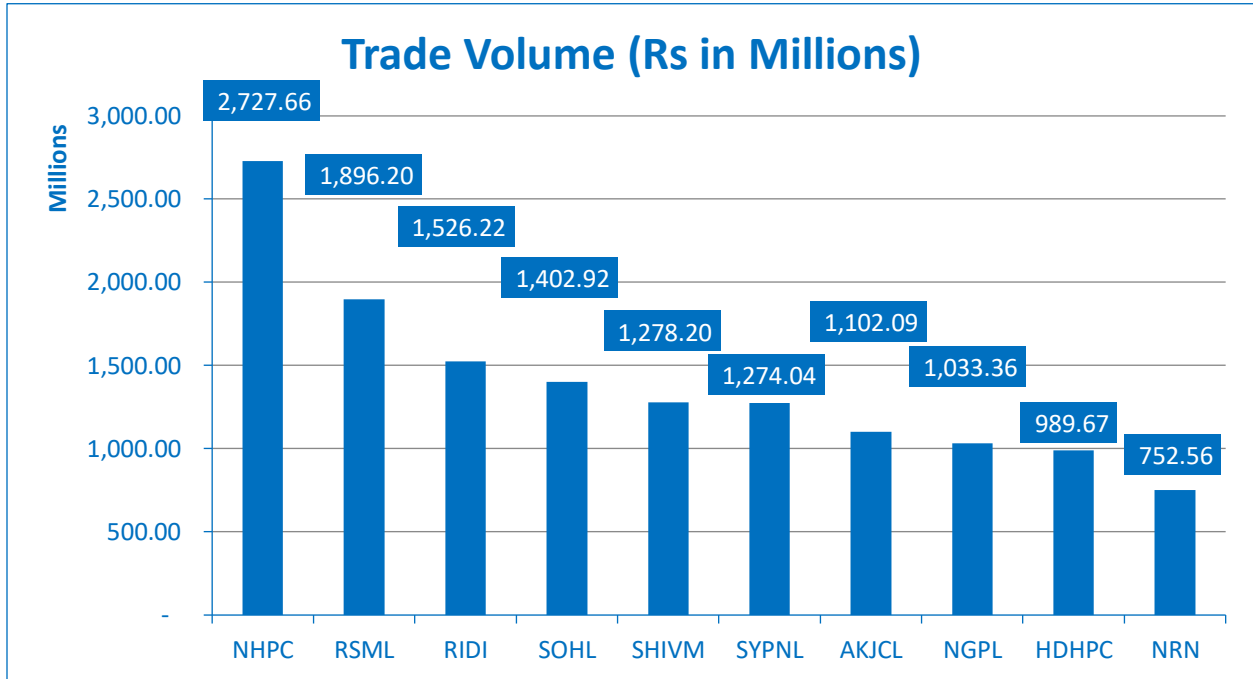


Figure 5: Top 10 Trade volume for the week.

Gainers and Losers

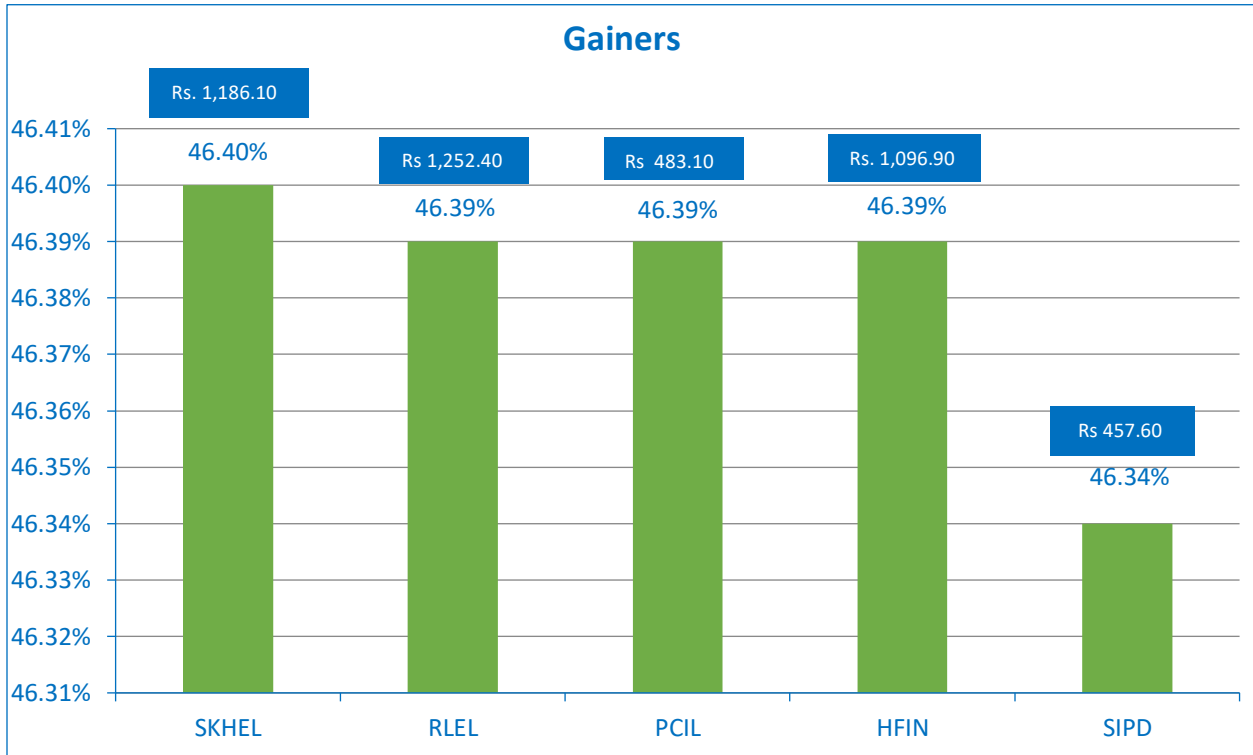


Figure 6: Top 5 Gainers for the week

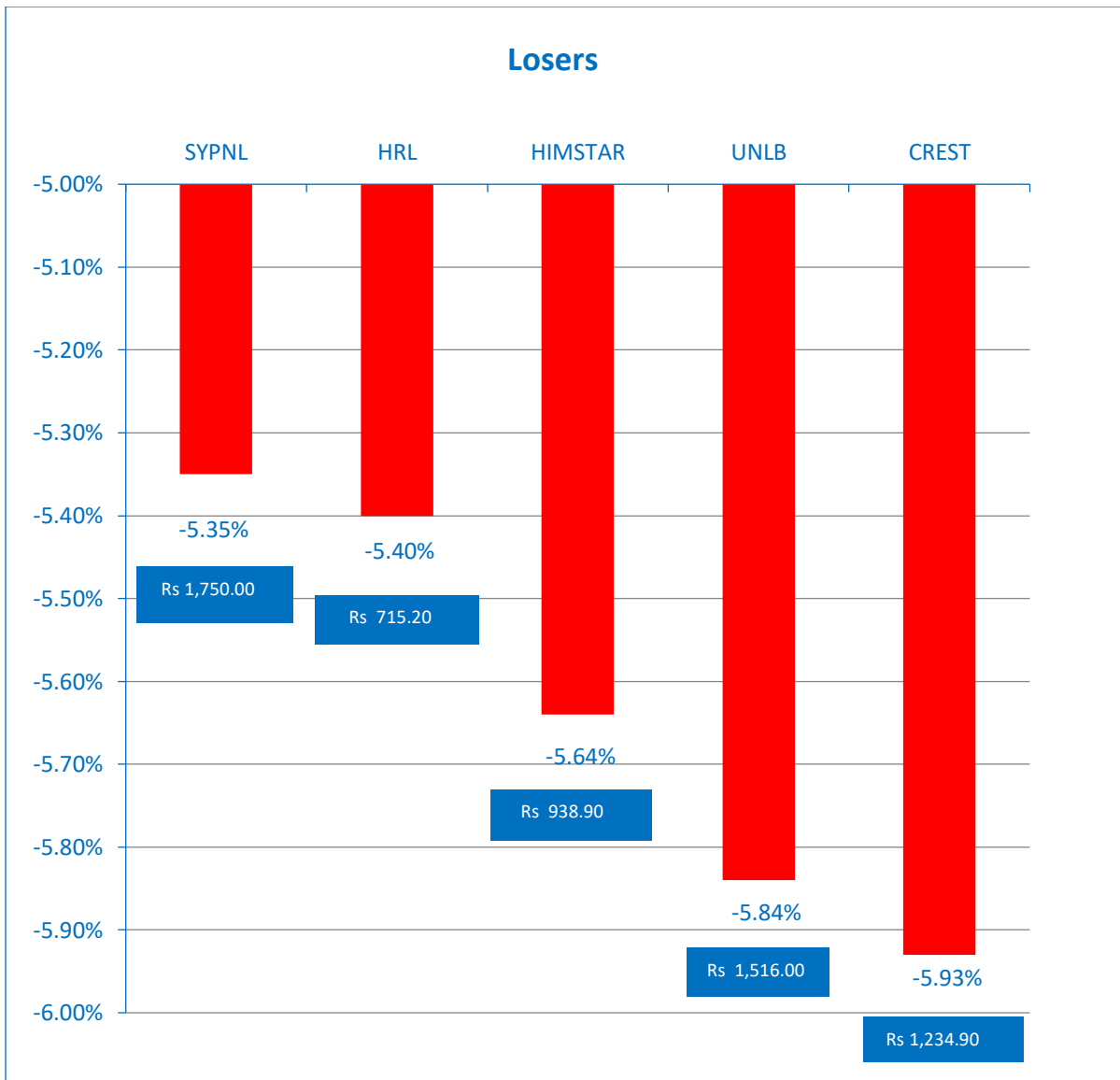


Figure 7: Top 5 Losers for the week

Technical Overview

This week:



Figure 9: Weekly NEPSE chart

With this week's candle formation the market seems to be in a pause, trying to gather strength to target the recent high.



Figure 10: Daily NEPSE chart

The whole week's price movement was compact with multiple days trading at the same range. For the current timeline, 2870 seems to be the current resistance while 2830 seems to be the intraday support area.

Further reaction and timing from the market shall reveal more about the current economic/ political situation.

Support	Resistance
Support 1: 2830	Resistance 1: 2870
Support 2: 2800	Resistance 2: 2900
Support 2: 2750	Resistance 3: 3000

Major Rates and Ratios

Description	As on	Rate/Ratio
CD Ratio	April 15, 2025	73.73
Weighted Average Interbank Interest Rate LCY	April 15, 2025	2.75%
Weighted Average 28 days T-bill rate	January 20, 2025	1.6545%
Weighted Average 91 days T-bill rate	March 24, 2025	2.6207%
Weighted Average 182 days T-bill rate	March 31, 2025	2.5001%
Weighted Average 364 days T-bill rate	April 15, 2025	2.6903%

Average FD Rate for the month of Baishak, 2083.	
Institutional	Individual
3.23%	4.40%

Upcoming Events

Date	Events
4/19/2026	SGM of Union Hydropower Limited.
4/20/2026	Postponement of AGM [NMIC]
	Time Extension of Board Member till AGM [SNLI]
	S.G.M [UNHPL]
	No any Dividend Declaration for F.Y.2081/82 [NICLBSL]
	Resignation Of BOD Member [SWASTIK]
	Book Closure Date for 13th AGM of Forward Microfinance Laghubitta Bittiya Sanstha Limited.

	7th AGM of Aatmanirbhar Laghubitta Bittiya Sanstha Limited.
4/21/2026	Opening Day of auction of Muktinath Bikas Bank Limited for 2,58,183 units promoter shares.
	Closing Day of 34,74,900 units IPO shares of Sopan Pharmaceuticals Limited to the general public.
4/22/2026	1st AGM of Marigold Infrastructure Limited.
	30th AGM of Prabhu Insurance Company Limited.
4/23/2026	SGM of Jagdamba Spinning Mills Limited.
	Book Closure Date for 7th AGM of Dhaulagiri Laghubitta Bittiya Sanstha Limited.
4/24/2026	SGM of Skyline Infra Limited.
4/25/2026	No event!

..... End

***Disclaimer:** The information on this document is provided for information purpose only. It does not constitute any offer, recommendation or solicitation to any person to enter into any transaction or adopt any hedging, trading or investment strategy, nor does it constitute any prediction of likely future movement in rates or prices or any representation that any such future movements will not exceed those shown in any illustration. Users of this document should seek advice regarding the appropriateness of investing in any securities, financial instruments or investment strategies referred to on this document and should understand that statements regarding future prospects may not be realized. Opinion, Projections and estimates are subject to change without notice. Nepal Life Capital Limited will not be liable for any losses arising out of this document.*