

NEPAL LIFE CAPITAL

WEEKLY

MARKET UPDATE

Week: (2026-4-19 to 2026-4-24)



Contents

Market Movement	1
Daily Turnover	2
Sub-Indices Performance	2
Daily Sector Movement	3
Investors Choice	4
Gainers and Losers	5
Technical Overview	7
Major Rates and Ratios	8
Upcoming Events	8

Market Movement

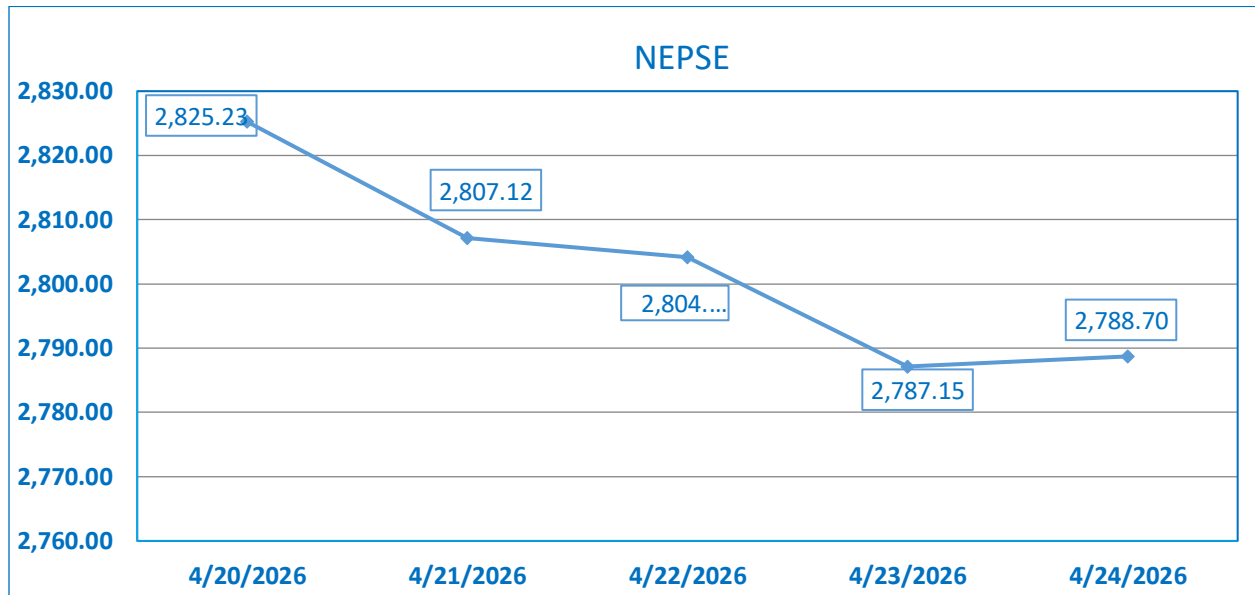


Figure 1: Market Movement for NEPSE index.

For the week of 20th April to 24th April, the NEPSE index traded with an average volume of 5,877 Arba to close at 2,788.70.

Daily Turnover

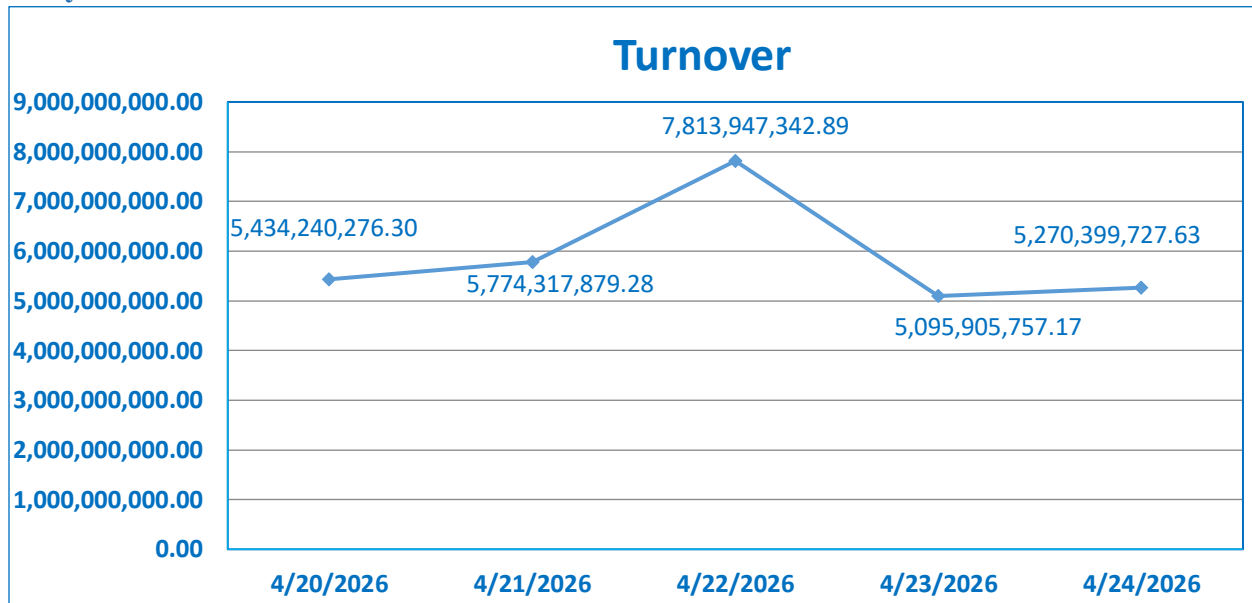


Figure 2: Turnover for NEPSE index.

The turnover for the current week has been displayed above.

Sub-Indices Performance

Indices	17th April	24th April	Return
Manufacturing & Processing	11,685.31	11,702.19	0.14%
Development Bank	5,998.07	5,980.07	-0.30%
Trading	3,843.03	3,821.95	-0.55%
Mutual Fund	22.01	21.81	-0.91%
Hotels and Tourism	8276.85	8167.38	-1.32%
Banking	1,471.96	1,446.82	-1.71%
Life Insurance	12,773.56	12,543.62	-1.80%
Non-Life Insurance	11,086.70	10,881.84	-1.85%
Investment	106.25	104.24	-1.89%
Microfinance	4,925.53	4,825.55	-2.03%
Hydropower	4,094.65	3,999.67	-2.32%
Finance	2,451.33	2,380.80	-2.88%
Others	2086.23	2012.38	-3.54%

Figure 3: Weekly Returns of Sub-indices.

Daily Sector Movement

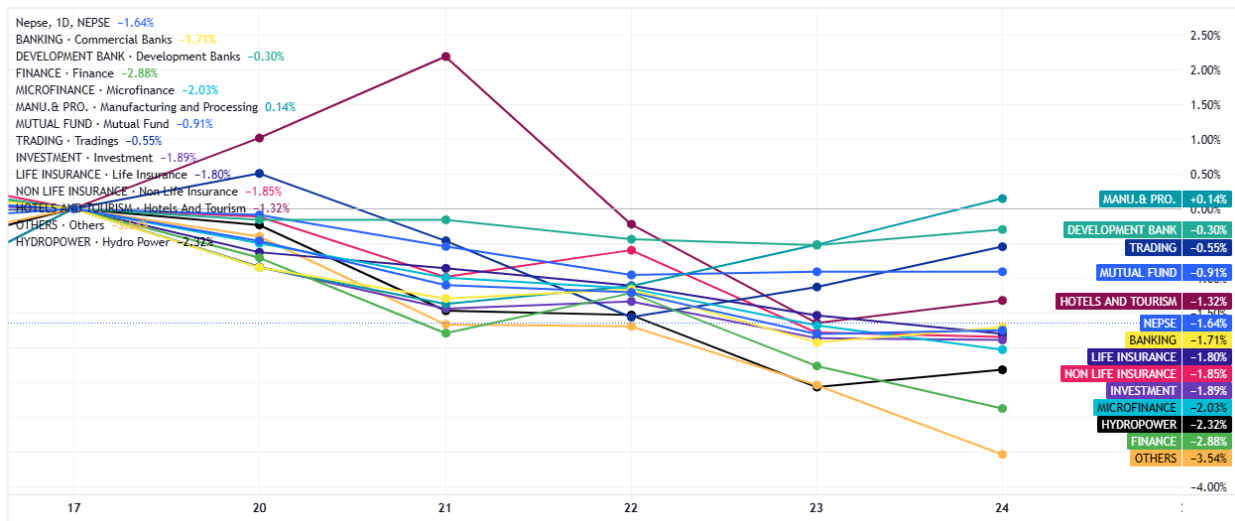


Figure 4: Daily sector movement relative to NEPSE index.

*Each dot represents the index closing point for each day of the week.

Investors Choice

In this section the stocks with the highest weekly trading volume have been showcased.

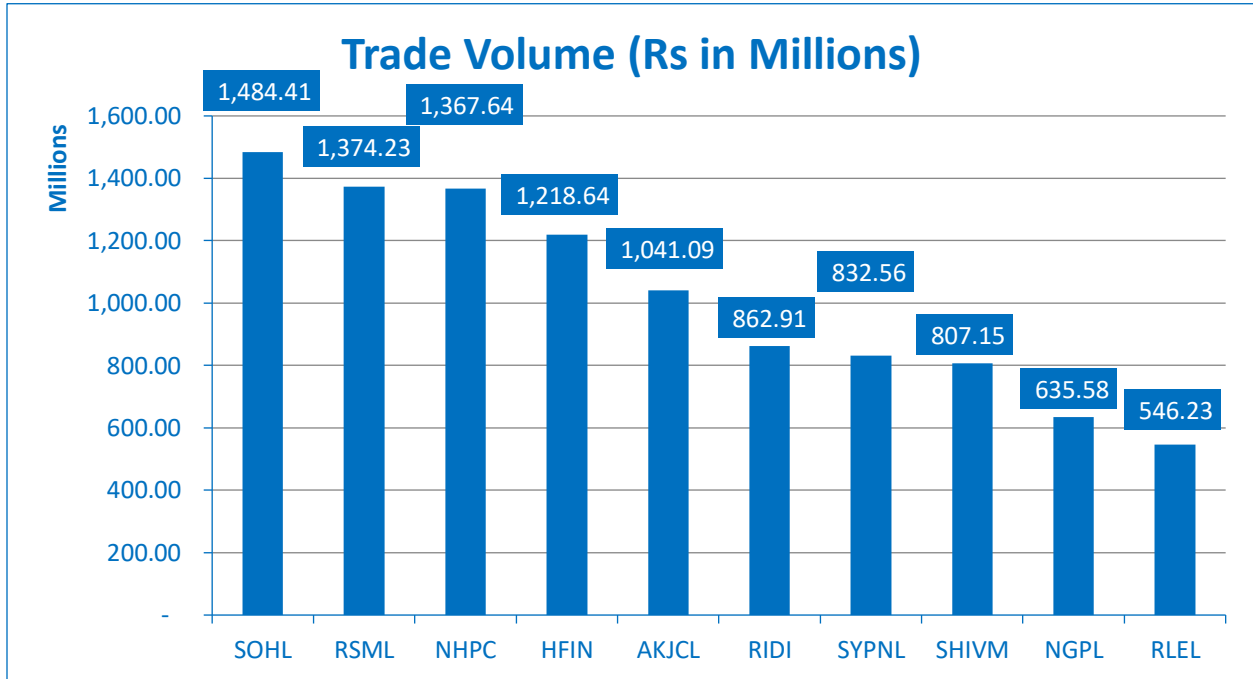


Figure 5: Top 10 Trade volume for the week.

Gainers and Losers

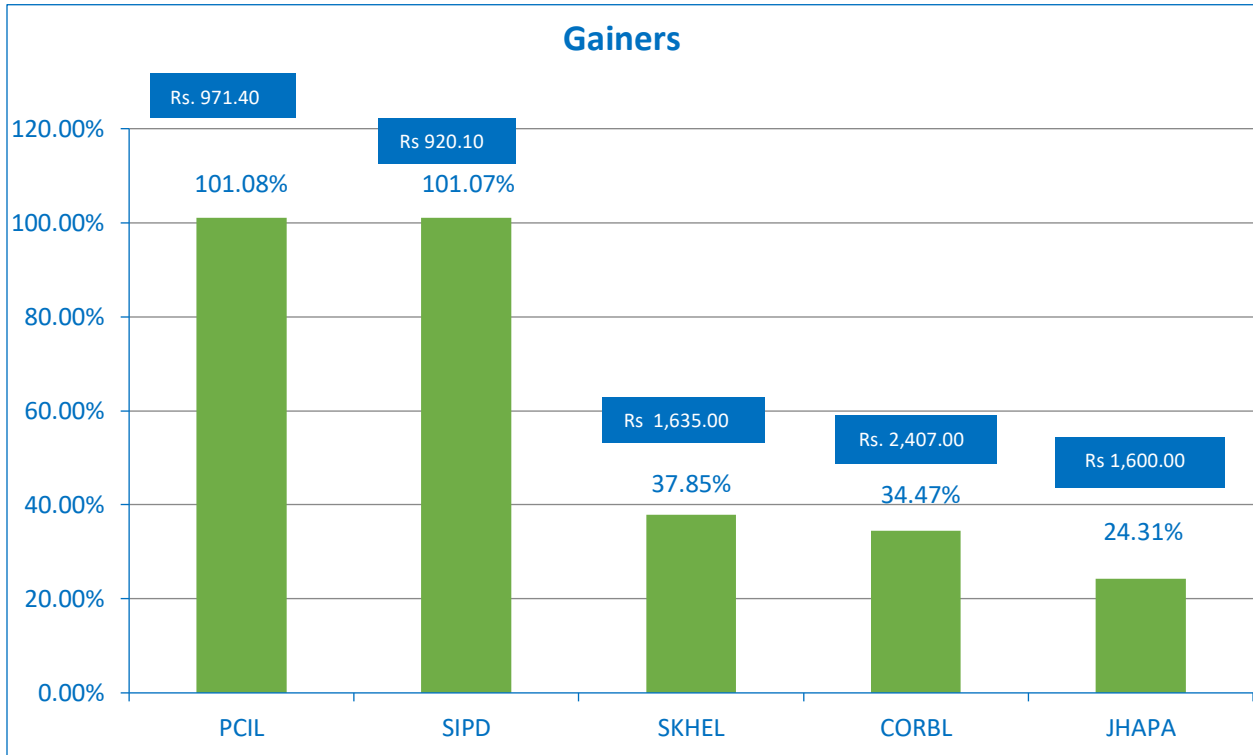


Figure 6: Top 5 Gainers for the week

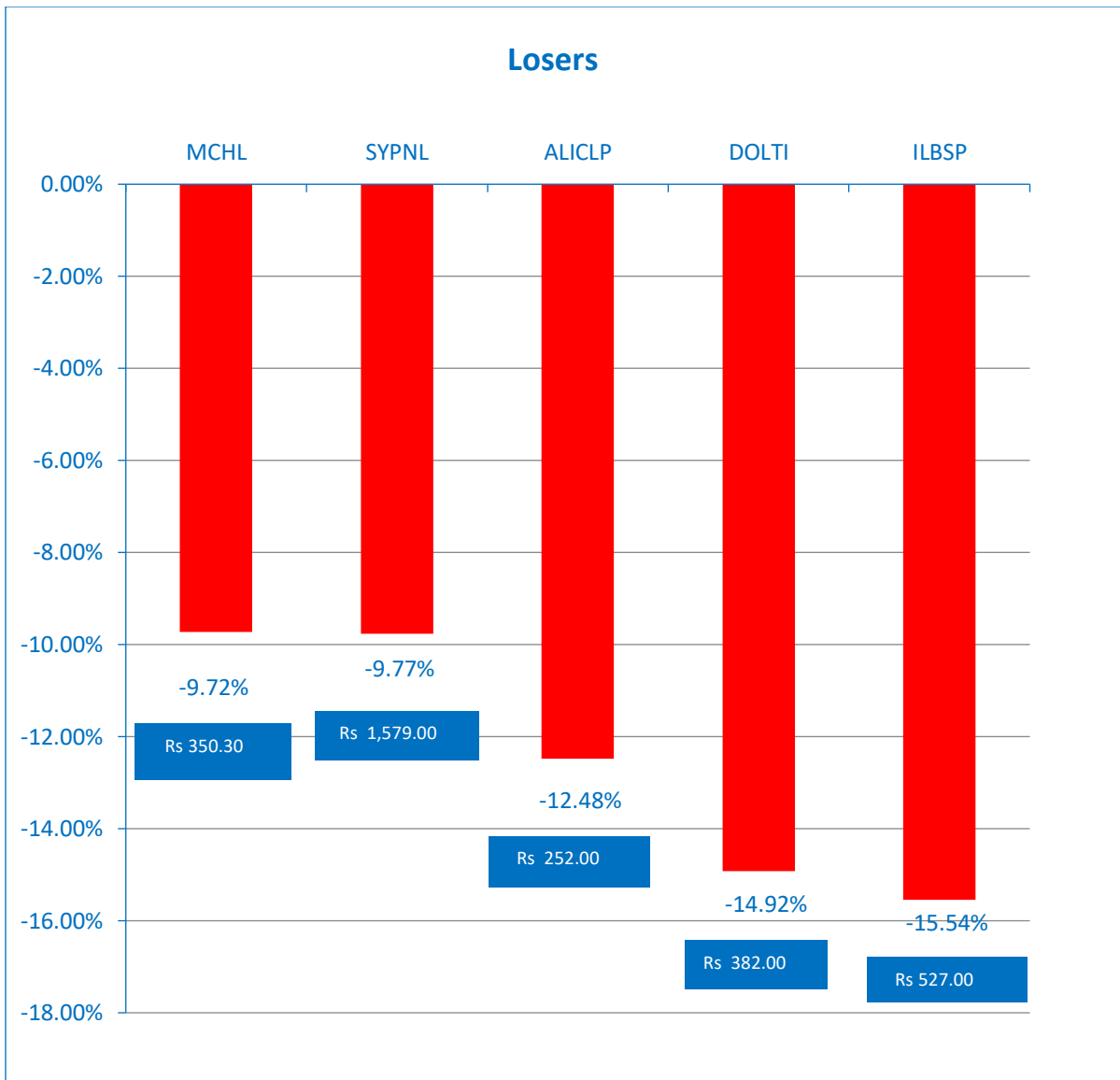


Figure 7: Top 5 Losers for the week

Technical Overview

This week:



Figure 9: Weekly NEPSE chart

The recent 3 candle pattern signals quite a reversal possibility in the index. However the index has been between 1SD Bollinger band and a 2SD Bollinger band. as long as the market does sustain between these lines. The Index is on a upward trending motion.



Figure 10: Daily NEPSE chart

The daily signals a different story, we are still undergoing correction and currently above the 2788 the volume has been really low. A good signal for the market to slow down its correction but the threat of the market falling is largely because of how the government has been active regarding

taking action against individuals and groups that have a huge influence in market manipulation and corruption cases. The market has been reacting in fear.

Further reaction and timing from the market shall reveal more about the current economic/ political situation.

Support	Resistance
Support 1: 2770	Resistance 1: 2870
Support 2: 2750	Resistance 2: 2900
Support 2: 2680	Resistance 3: 3000

Major Rates and Ratios

Description	As on	Rate/Ratio
CD Ratio	April 15, 2025	73.73
Weighted Average Interbank Interest Rate LCY	April 15, 2025	2.75%
Weighted Average 28 days T-bill rate	January 20, 2025	1.6545%
Weighted Average 91 days T-bill rate	March 24, 2025	2.6207%
Weighted Average 182 days T-bill rate	March 31, 2025	2.5001%
Weighted Average 364 days T-bill rate	April 15, 2025	2.6903%

Average FD Rate for the month of Baishak, 2083.	
Institutional	Individual
3.23%	4.40%

Upcoming Events

Date	Events
4/26/2026	No events!
4/27/2026	Information About CEO Appointment of DLBS [DLBS]
	Pre-approval for the Issuance of Right Shares [AKPL]
	SGM [SIPD]
	Regarding Bonus Share [UMHL]

	Chief Executive Officer Appointment [FOWAD]
	Survey License of TVHPL [TAMOR]
	Appointment of new director [TAMOR]
	Book Closure Date for SGM of Menchhiyam Hydropower Limited.
4/28/2026	No events
4/29/2026	Opening Day of 17,43,000 units IPO shares of Yambaling Hydropower Limited to the general public.
	Opening Day of 79,000 units of Everest Colour Limited to the Foreign Nepalese Immigrants.
	Closing Day of auction of Muktinath Bikas Bank Limited for 2,58,183 units promoter shares.
	Closing Day of ratio 100:10 Right Share of United Ajod Insurance Limited.
4/30/2026	Opening Day of 8,60,000 units of Mount Everest Power Development Limited to the project-affected locals of Solukhumbu District.
	Opening Day of 1,72,000 units of Mount Everest Power Development Limited to the Foreign Migrant Workers.
	Opening Day of ratio 1:0.5 Right Share of Himalayan Power Partner Limited.
5/1/2026	No event!
5/2/2026	No event!

..... End.....

***Disclaimer:** The information on this document is provided for information purpose only. It does not constitute any offer, recommendation or solicitation to any person to enter into any transaction or adopt any hedging, trading or investment strategy, nor does it constitute any prediction of likely future movement in rates or prices or any representation that any such future movements will not exceed those shown in any illustration. Users of this document should seek advice regarding the appropriateness of investing in any securities, financial instruments or investment strategies referred to on this document and should understand that statements regarding future prospects may not be realized. Opinion, Projections and estimates are subject to change without notice. Nepal Life Capital Limited will not be liable for any losses arising out of this document.*