

NEPAL LIFE CAPITAL

WEEKLY

MARKET UPDATE

Week: (2026-06-08 to 2026-06-12)

नेपाल लाइफ
क्यापिटल

Contents

Market Movement	1
Daily Turnover	2
Sub-Indices Performance	2
Daily Sector Movement	3
Investors Choice	4
Gainers and Losers	5
Technical Overview	7
Major Rates and Ratios	9
Upcoming Events	10

Market Movement

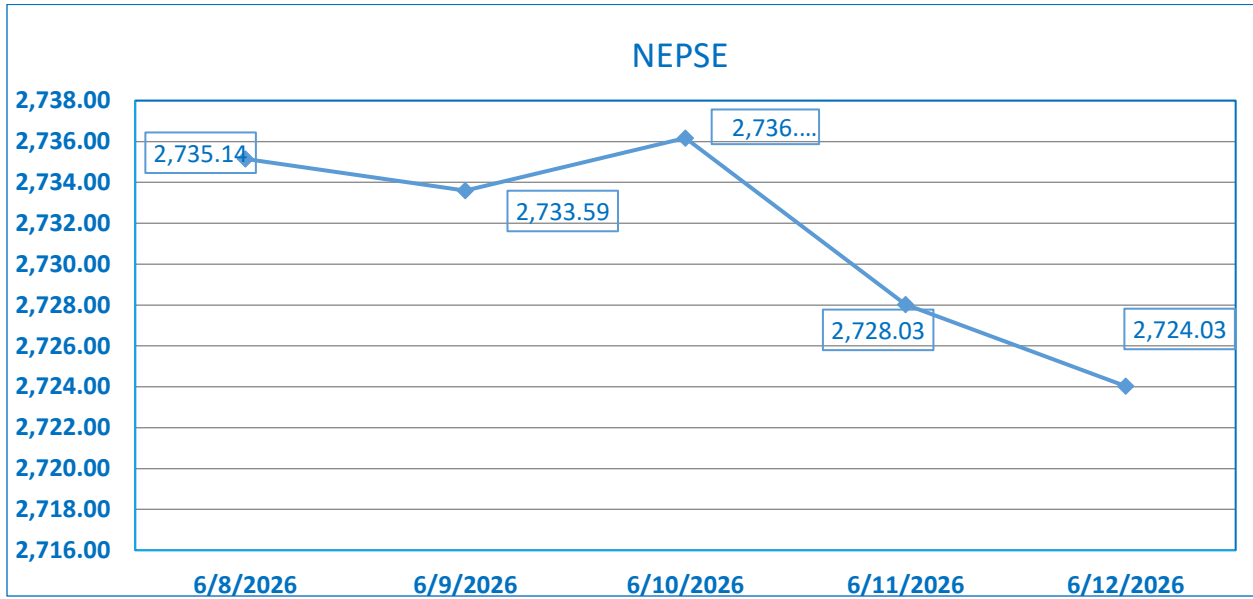


Figure 1: Market Movement for NEPSE index.

For the week of 8th June to 12th June, the NEPSE index traded with an average volume of 4.614 Arba to close at 2,724.03.

Daily Turnover

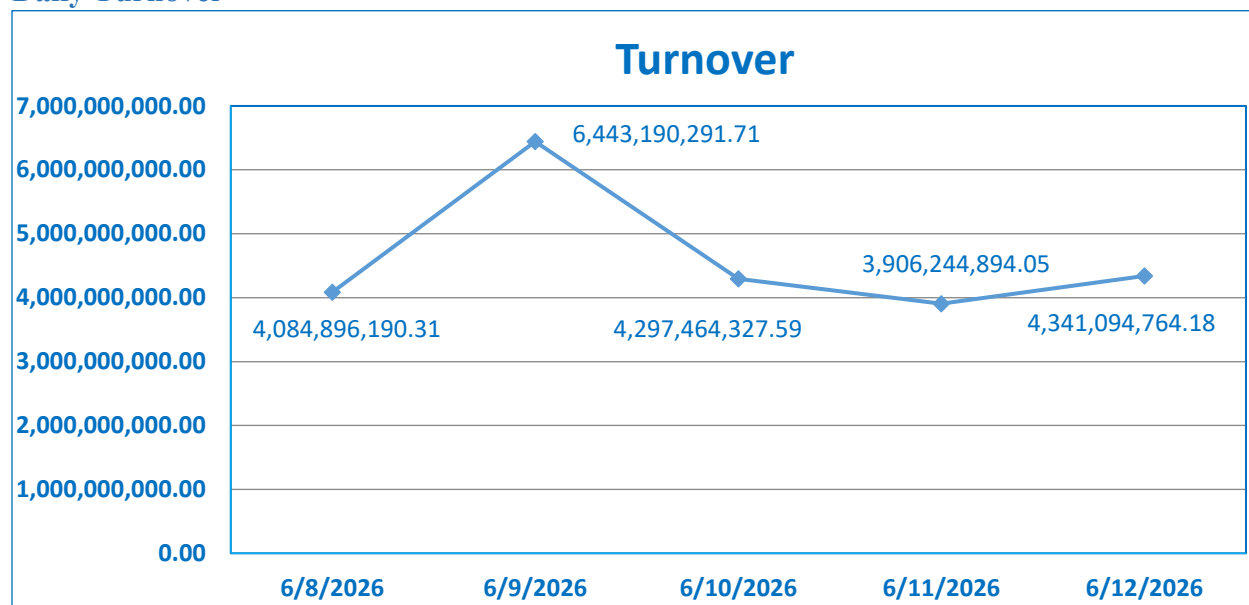


Figure 2: Turnover for NEPSE index.

The turnover for the current week has been displayed above.

Sub-Indices Performance

Indices	5th June	12th June	Return
Finance	2,550.27	2,557.12	0.27%
Hotels and Tourism	7759.20	7759.12	0.00%
Manufacturing & Processing	11,020.72	10,995.57	-0.23%
Mutual Fund	22.00	21.87	-0.59%
Hydropower	3,841.80	3,813.70	-0.73%
Investment	101.42	100.57	-0.84%
Banking	1,452.22	1,439.97	-0.84%
Non-Life Insurance	11,504.01	11,352.87	-1.31%
Microfinance	4,805.17	4,737.89	-1.40%
Development Bank	5,905.40	5,818.32	-1.47%
Life Insurance	12,652.03	12,443.41	-1.65%
Others	2084.20	2043.28	-1.96%
Trading	3,537.66	3,416.48	-3.43%

Figure 3: Weekly Returns of Sub-indices.

Daily Sector Movement

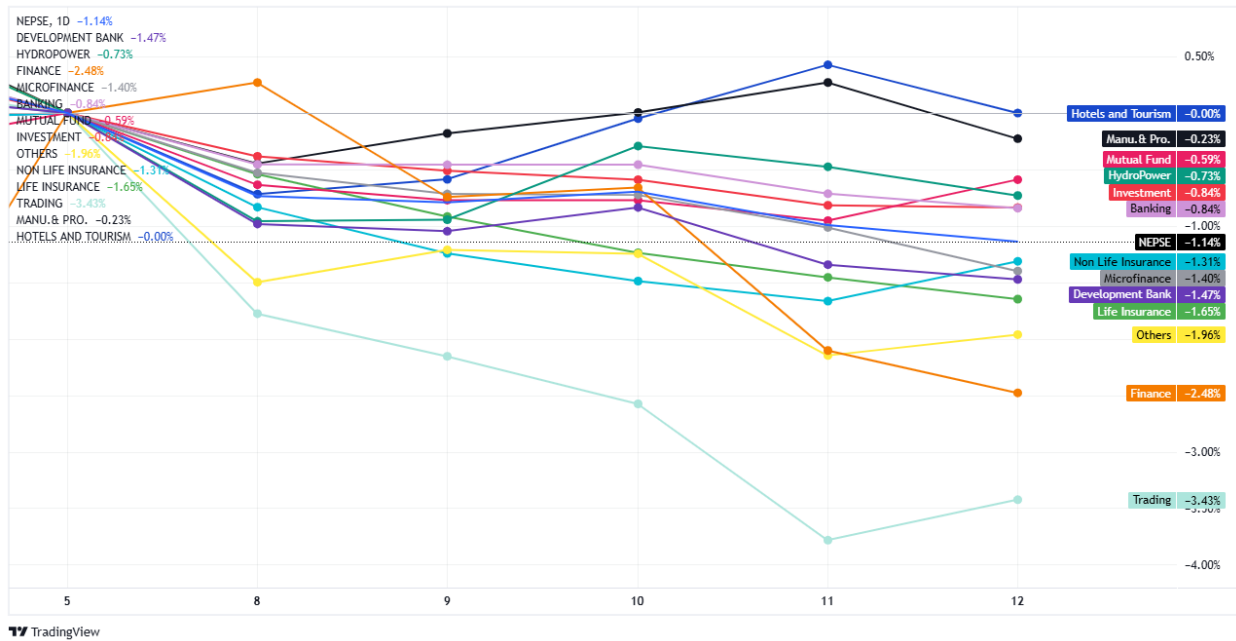


Figure 4: Daily sector movement relative to NEPSE index.

*Each dot represents the index closing point for each day of the week.

Investors Choice

In this section the stocks with the highest weekly trading volume have been showcased.

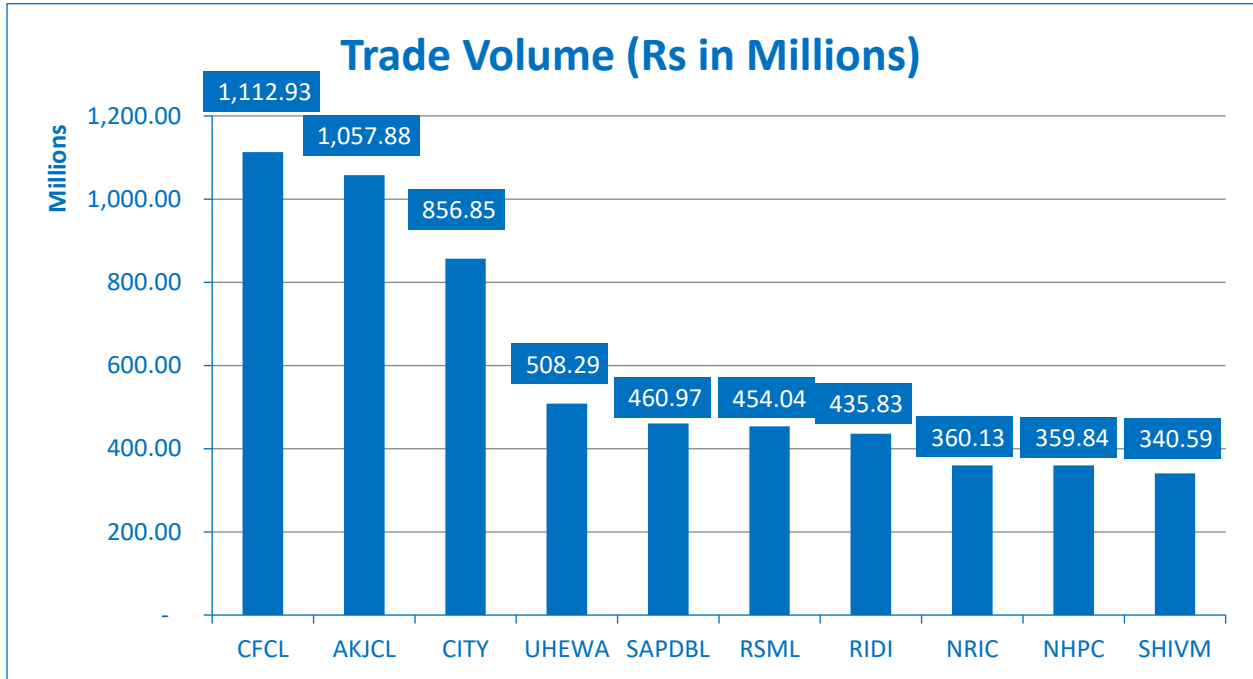


Figure 5: Top 10 Trade volume for the week.

Gainers and Losers

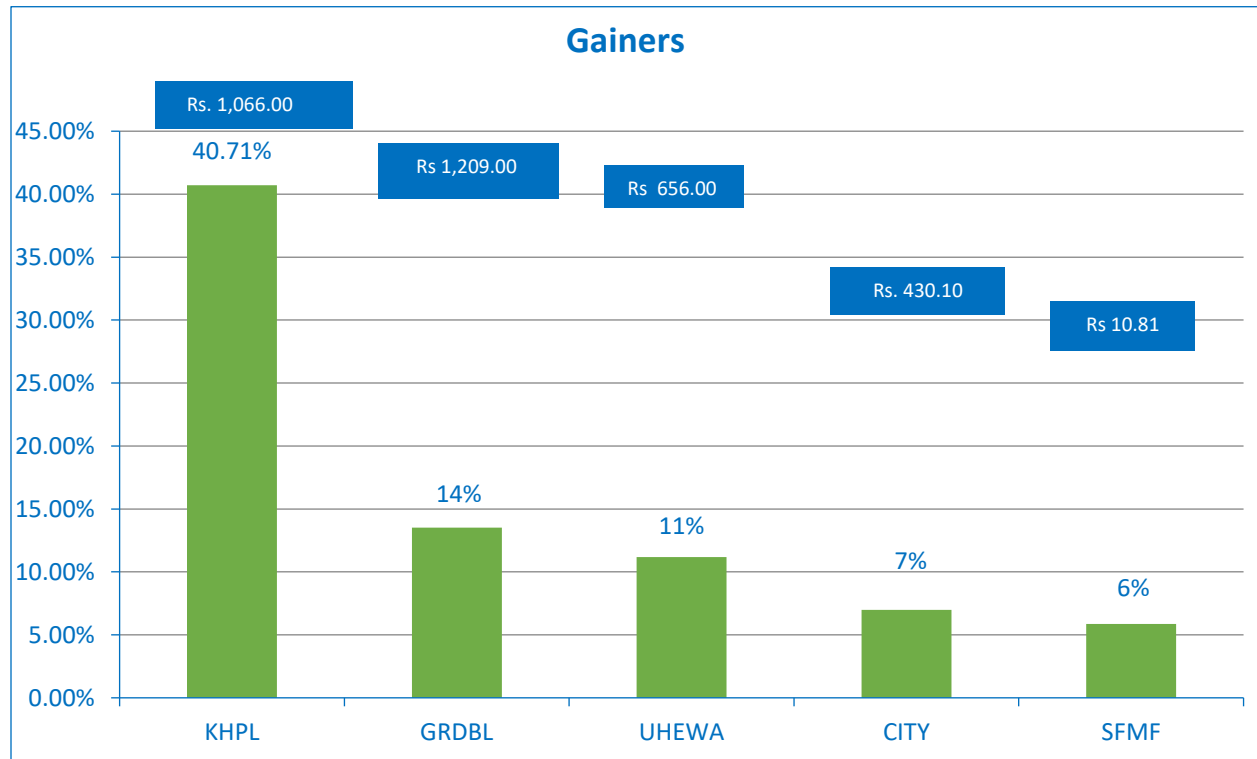


Figure 6: Top 5 Gainers for the week

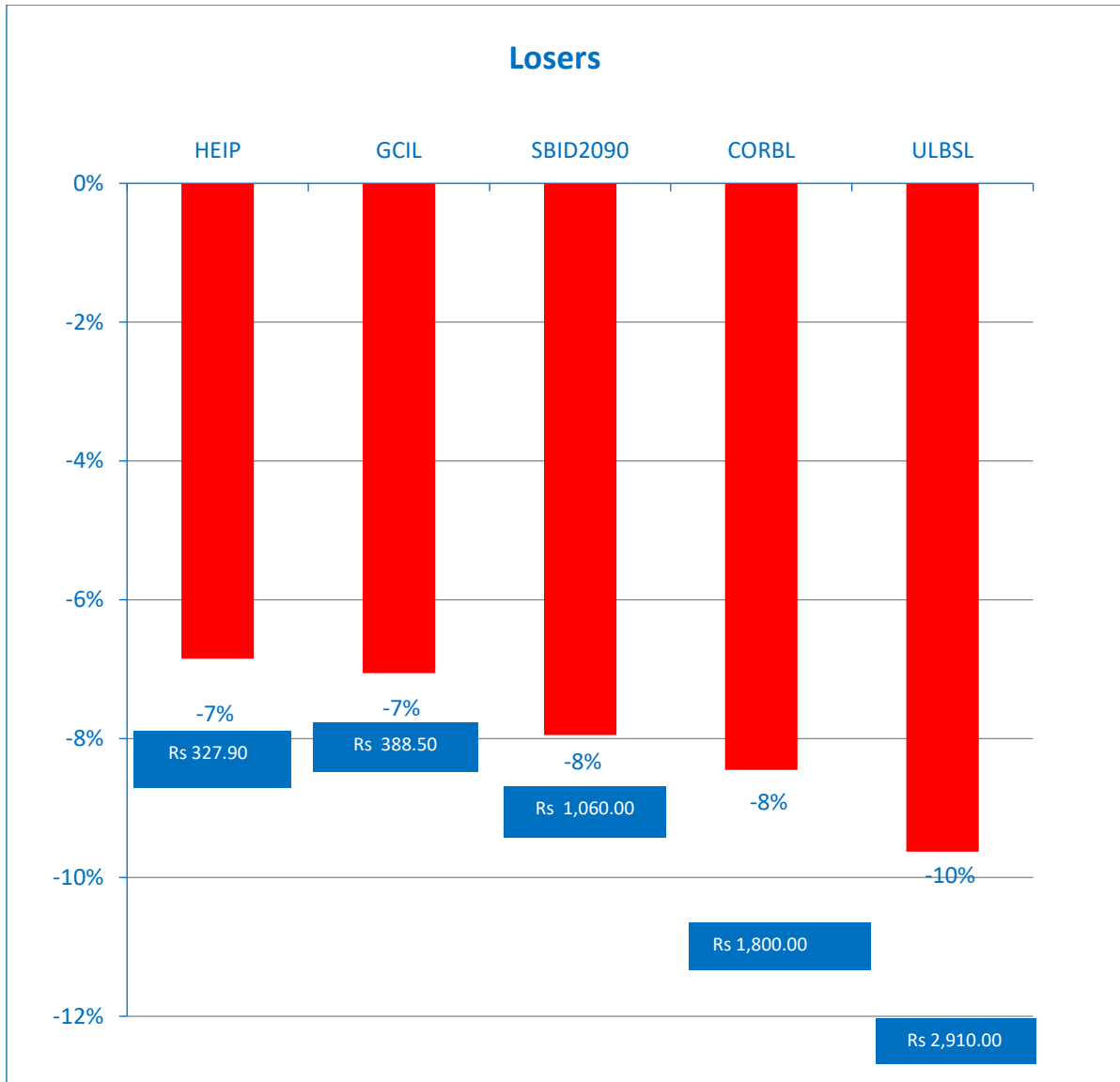


Figure 7: Top 5 Losers for the week

Technical Overview

This week:



Figure 9: Weekly NEPSE chart

This week's candle is slightly bearish, showing that sellers had a small advantage, but the recovery from the week's low suggests buyers are still defending the 2700 support zone, so the market remains in consolidation rather than a confirmed downtrend.



Figure 10: Daily NEPSE chart

The daily candle reflects ongoing consolidation, with mild weakness after rejection from 2780, while support around 2700-2720 continues to stabilize price action

Further reaction and timing from the market shall reveal more about the current economic/ political situation.

Support	Resistance
Support 1: 2700	Resistance 1: 2770
Support 2: 2620	Resistance 2: 2800
Support 2: 2670	Resistance 3: 2880

Major Rates and Ratios

Description	As on	Rate/Ratio
CD Ratio	June 09, 2025	73.10%
Weighted Average Interbank Interest Rate LCY	June 09, 2025	2.75%
Weighted Average 28 days T-bill rate	January 20, 2025	1.6545%
Weighted Average 91 days T-bill rate	June 09, 2025	2.6352%
Weighted Average 182 days T-bill rate	June 09, 2025	2.6905%
Weighted Average 364 days T-bill rate	May 26, 2025	2.7220%

Average FD Rate for the month of Jestha, 2083.	
Institutional	Individual
3.20%	4.35%

Upcoming Events

Date	Events
06/16/2026	Book Closure Date for 15th AGM of Saptakoshi Development Bank Limited.
	Closing Day of 7,05,500 units IPO shares of Sarvottam Paints Industries Limited to the general public.
06/17/2026	Book Closure Date for SGM of Jeevan Bikas Laghubitta Bittiya Sanstha Limited.
	Book Closure Date for SGM of Unique Nepal Laghubitta Bittiya Sanstha Limited.
	Book Closure Date for 14th AGM of Salapa Bikas Bank Limited.
	Book Closure Date for 7th AGM of Manushi Laghubitta Bittiya Sanstha Limited.
06/18/2026	Opening Day of 14,27,600 units IPO shares of Mount Everest Power Development Limited to the general public.
	8th SGM of Citizens Bank International Limited.
	Closing day of Auction of 4,68,740 units of Ordinary Right Shares of Himalayan Power Partner Limited.
06/19/2026	17th and 18th AGM of Himad Dolakha Hydropower Company Limited.
	No Events
06/20/2026	No Events
06/21/2026	Closing Day of auction of Mahila Laghubitta Bittiya Sanstha Limited for 84,537 units promoter shares.
06/22/2026	Closing day of Auction of 6,633 units of Ordinary Right Shares of United Ajod Insurance Limited.
	Closing Day of auction of United Ajod Insurance Limited for 63,847 units promoter right shares.
	Closing Day of 14,27,600 units IPO shares of Mount Everest Power Development Limited to the general public.
	26th AGM of Spark Hydroelectric Company Limited.

..... End.....

Disclaimer: The information on this document is provided for information purpose only. It does not constitute any offer, recommendation or solicitation to any person to enter into any transaction or adopt any hedging, trading or investment strategy, nor does it constitute any prediction of likely future movement in rates or prices or any representation that any such future movements will not exceed those shown in any illustration. Users of this document should seek advice regarding the appropriateness of investing in any securities, financial instruments or investment strategies referred to on this document and should understand that statements regarding future prospects may not be realized. Opinion, Projections and

Nepal Life Capital Limited will not be liable for any losses

नेपाल लाइफ
क्यापिटल