

NEPAL LIFE CAPITAL

WEEKLY

MARKET UPDATE

Week: (2026-06-22 to 2026-06-26)

नेपाल लाइफ
क्यापिटल

Contents

Market Movement	1
Daily Turnover	2
Sub-Indices Performance	2
Daily Sector Movement	3
Investors Choice	4
Gainers and Losers	5
Technical Overview	7
Major Rates and Ratios	9
Upcoming Events	10

Market Movement

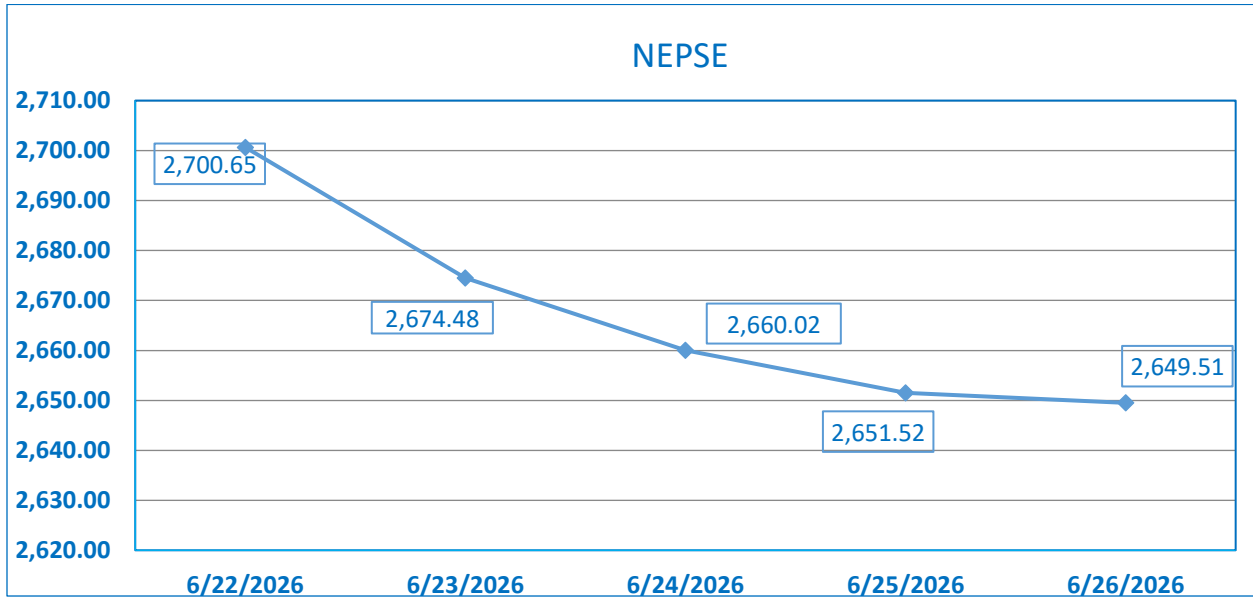


Figure 1: Market Movement for NEPSE index.

For the week of 22nd June to 26th June, the NEPSE index traded with an average volume of 4.002 Arba to close at 2,649.51.

क्यापिटल

Daily Turnover

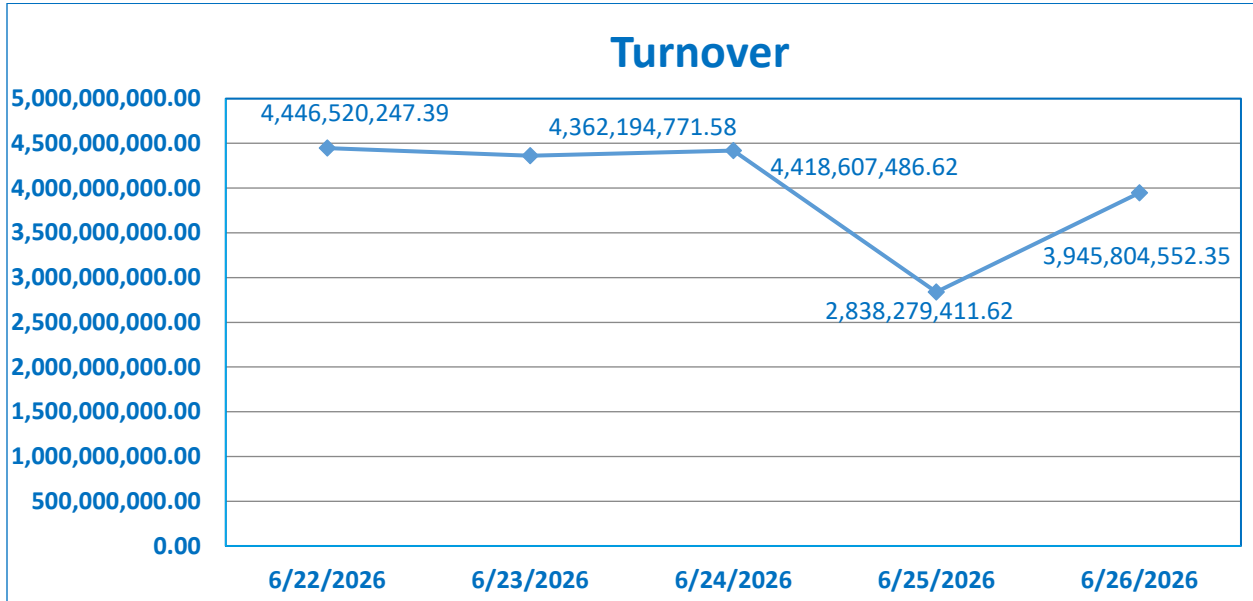


Figure 2: Turnover for NEPSE index.

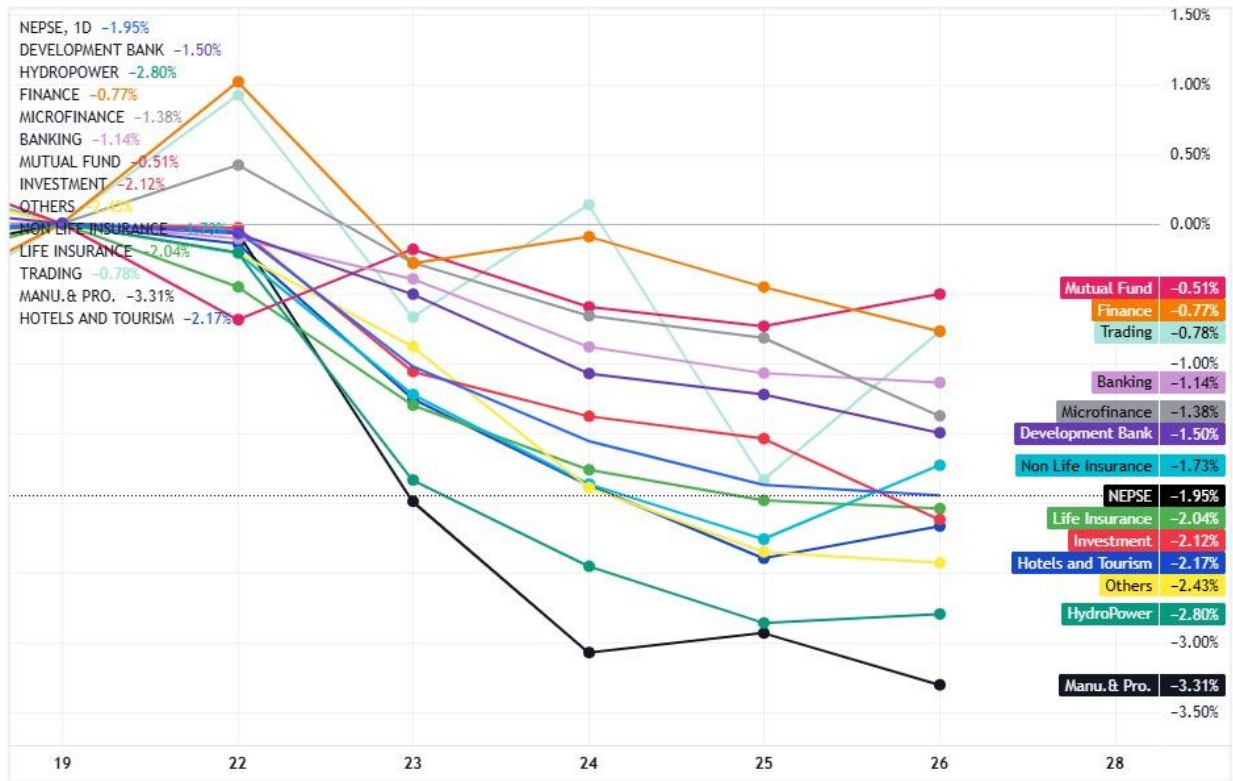
The turnover for the current week has been displayed above.

Sub-Indices Performance

Indices	19th June	26th June	Return
Mutual Fund	21.78	21.67	-0.51%
Finance	2,465.01	2,446.00	-0.77%
Trading	3,394.12	3,367.81	-0.78%
Banking	1,432.55	1,416.24	-1.14%
Microfinance	4,731.37	4,666.19	-1.38%
Development Bank	5,722.61	5,636.85	-1.50%
Non-Life Insurance	11,069.95	10,878.27	-1.73%
Life Insurance	12,400.72	12,147.50	-2.04%
Investment	99.97	97.85	-2.12%
Hotels and Tourism	7606.80	7441.87	-2.17%
Others	1979.84	1931.70	-2.43%
Hydropower	3,794.48	3,688.31	-2.80%
Manufacturing & Processing	11,063.62	10,697.95	-3.31%

Figure 3: Weekly Returns of Sub-indices.

Daily Sector Movement



TradingView



Figure 4: Daily sector movement relative to NEPSE index.

*Each dot represents the index closing point for each day of the week.

Investors Choice

In this section the stocks with the highest weekly trading volume have been showcased.

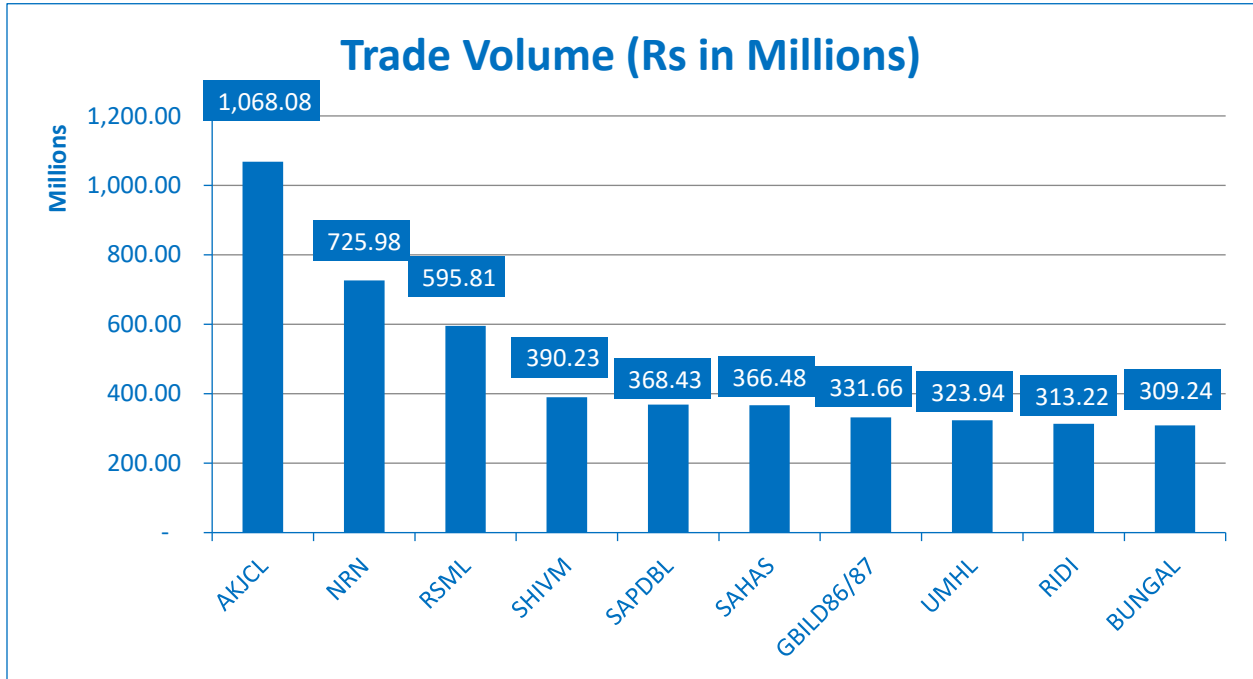


Figure 5: Top 10 Trade volume for the week.

क्यापिटल

Gainers and Losers

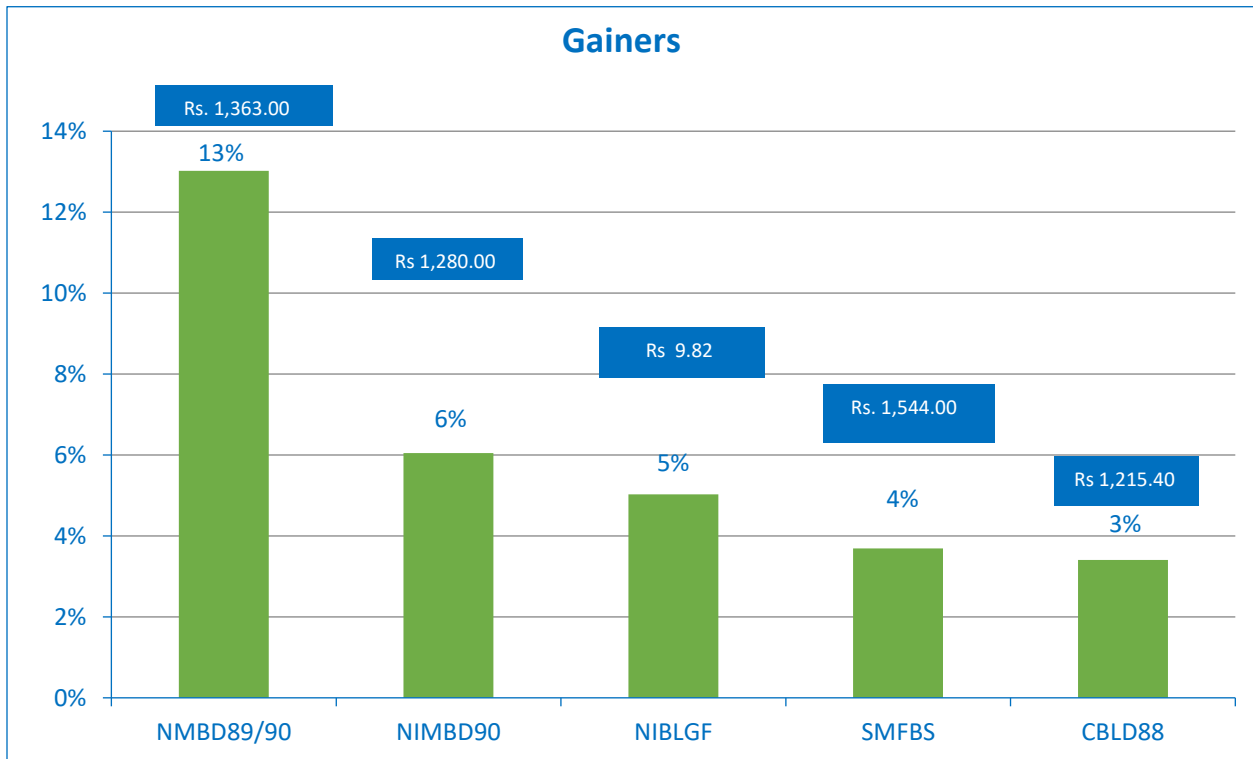


Figure 6: Top 5 Gainers for the week

पचायुक्त

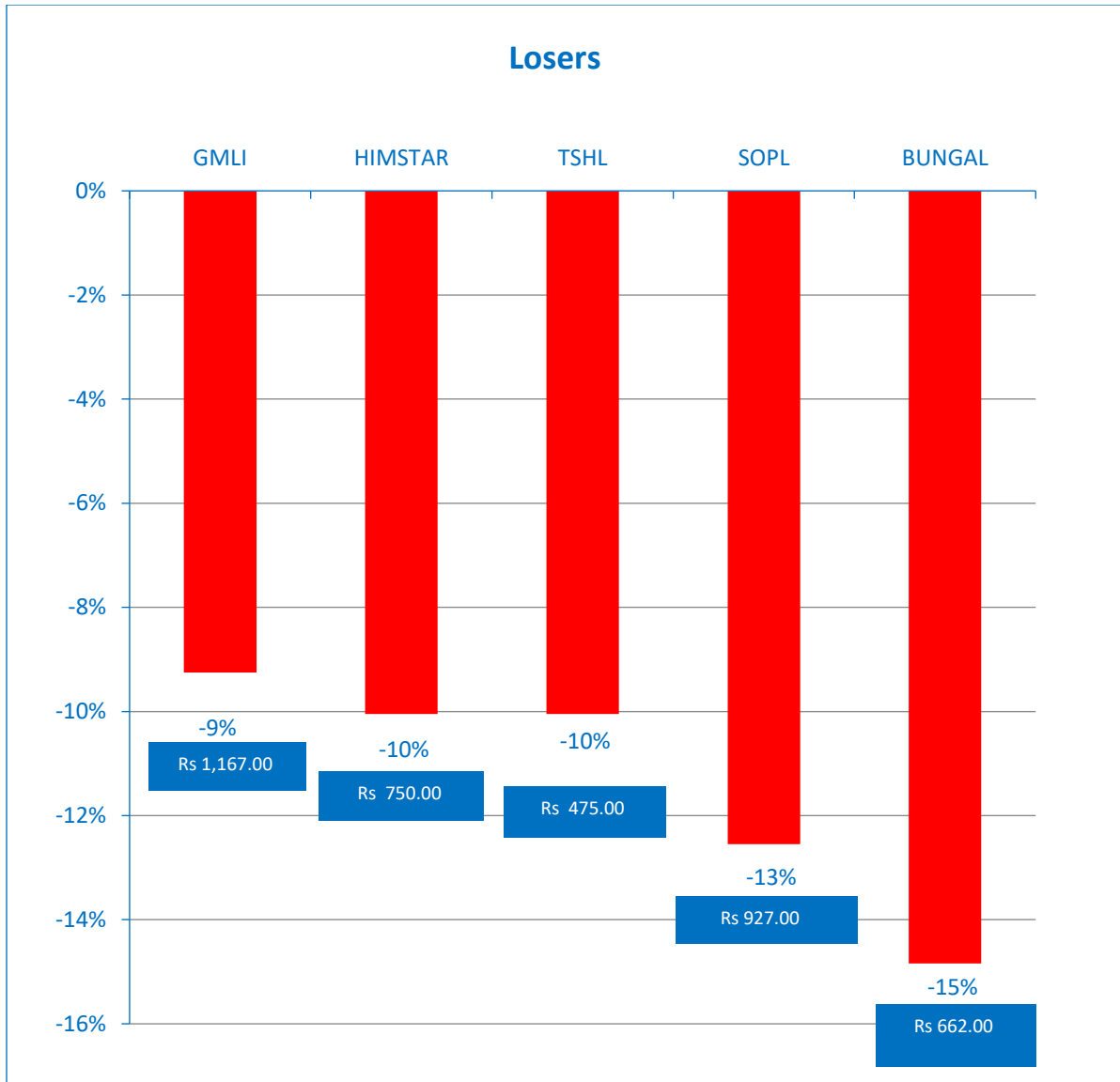


Figure 7: Top 5 Losers for the week

Technical Overview

This week:



Figure 9: Weekly NEPSE chart

The weekly candle indicates bearish momentum, closing near the week's low after failing to sustain levels above 2,700. Immediate support lies around 2,650 while resistance remains in the 2,700–2,750 zone.



TradingView

क्यापिटल

Figure 10: Daily NEPSE chart

The daily candle reflects continued selling pressure, with the index consolidating near the 2,650 support zone while lacking the buying momentum needed to reverse its short-term downtrend.

Further reaction and timing from the market shall reveal more about the current economic/ political situation.

Support	Resistance
Support 1: 2600	Resistance 1: 2860
Support 2: 2570	Resistance 2: 2790
Support 2: 2530	Resistance 3: 2680

Major Rates and Ratios

Description	As on	Rate/Ratio
CD Ratio	June 26, 2026	72.96%
Weighted Average Interbank Interest Rate LCY	June 26, 2026	2.75%
Weighted Average 28 days T-bill rate	January 20, 2026	1.6545%
Weighted Average 91 days T-bill rate	June 23, 2026	2.2502%
Weighted Average 182 days T-bill rate	June 16, 2026	2.6486%
Weighted Average 364 days T-bill rate	June 23, 2026	2.6738%

Average FD Rate for the month of Ashad, 2083.	
Institutional	Individual
3.18%	4.26%

Upcoming Events

Date	Events
06/30/2026	Book Closure Date for 6th AGM of Aviyan Laghubitta Bittiya Sanstha Limited.
	Opening Day of (30,00,000 units @ Rs.1000 per unit) "6.25% Prime Bank Debenture 2093" of Prime Commercial Bank Limited.
	Book Closure Date for 29th AGM of National Hydro Power Company Limited.
	SGM of Business Interest Group of Industries Limited.
07/01/2026	No Events
07/02/2026	Book Closure Date for 13th AGM of Himalayan Power Partner Limited.
	Closing Day of auction of SuryaJyoti Life Insurance Company Limited for 3,20,000 units promoter shares.
	SGM of Hotel Eastern Nepal Limited.
	SGM of Nepal Infrastructure and Development Company Limited
07/03/2026	Book Closure Date for 19th AGM of Nerude Mirmire Laghubitta Bittiya Sanstha Limited.
	Book Closure Date for 32nd AGM of United Ajod Insurance Limited.
	Closing Day of (30,00,000 units @ Rs.1000 per unit) "6.25% Prime Bank Debenture 2093" of Prime Commercial Bank Limited.
07/04/2026	No Events
07/05/2026	No Events
07/06/2026	Book Closure Date for SGM of Om Megashree Pharmaceuticals Limited.
	Book Closure Date for 9th AGM of Swabhimaan Laghubitta Bittiya Sanstha Limited.
	11th AGM of Jalshakti Hydro Company Limited.
	11th AGM of NADEP Laghubitta Bittiya Sanstha Limited.

..... End.....

Disclaimer: The information on this document is provided for information purpose only. It does not constitute any offer, recommendation or solicitation to any person to enter into any transaction or adopt any hedging, trading or investment strategy, nor does it constitute any prediction of likely future movement in rates or prices or any representation that any such future movements will not exceed those shown in any illustration. Users of this document should seek advice regarding the appropriateness of investing in any securities, financial instruments or investment strategies referred to on this document and should understand that statements regarding future prospects may not be realized. Opinion, Projections and estimates are subject to change without notice. Nepal Life Capital Limited will not be liable for any losses arising out of this document.